



एन सी ई आर टी
NCERT

NCERT

National Council Of Educational Research
And Training

NCERT Solutions for 2nd Class English: Chapter 7-Make it Shorter



IndCareer
Schools



indCareer



indCareer



indCareer

NCERT Solutions for Class 2nd English: Chapter 7-Make it Shorter

Class 2nd English Chapter 7 Solutions - Complete Class 2 English Chapter 7 Notes.

NCERT Solutions for Class 2nd English: Chapter 7-Make it Shorter

NCERT 2nd English Chapter 7, class 2 English Chapter 7 solutions

Reading is Fun

Question 1.

<https://www.indcareer.com/schools/ncert-solutions-for-2nd-class-english-chapter-7-make-it-shorter/>

What did Akbar order one day?

एक दिन अकबर ने क्या आदेश दिया?

Answer.

One day Akbar drew one line on the flour and ordered his ministers to make that line shorter without touching and rubbing any part of it.

Question 2.

What did each minister do?

प्रत्येक मंत्री ने क्या किया?

Answer.

Each minister kept thinking but could not succeed.

Question 3.

How did Birbal make the line shorter?

बीरबल ने रेखा को किस प्रकार छोटा किया?

Answer.

Birbal drew a second line a bit longer under the line by doing that the first line became shorter.

Say Aloud

Question 1.

Which letters cannot be heard when we say the words?

जब हम बोलते हैं। तो इसमें से कौन-सा अक्षर सुनाई नहीं पड़ता?

<https://www.indcareer.com/schools/ncert-solutions-for-2nd-class-english-chapter-7-make-it-shorter/>

short	shorter
bright	brighter
dark	darker
light	lighter
big	bigger
fast	faster

Answer.

Do it yourself.

Team Time

Question 1.

Discuss with your partner and draw pictures to show the following

अपने मित्र के साथ विचार-विमर्श करो तथा निम्नलिखित बातों को दर्शाने वाले चित्र बनाओ।

Answer.

1. The ball on the left side is bigger than the one on the right.



2. Rita is shorter than Radha.

<https://www.indcareer.com/schools/ncert-solutions-for-2nd-class-english-chapter-7-make-it-shorter/>

Rita



Radha



3. Raghu's basket is heavier than Ratan's.

Raghu



Ratan



4. Rajat is taller than Raj.

Rajat



Raj



Answer.

Do it yourself.

Picture Story

THE MOUSE AND THE PENCIL

One day a little mouse was

<https://www.indcareer.com/schools/ncert-solutions-for-2nd-class-english-chapter-7-make-it-shorter/>

looking for something to eat.

He found a pencil.



“I’m going to bite you.”

said the mouse. And he bit it hard.



“You are hurting me,”

said the pencil. “Let me


draw you one last picture

and then you can do

what you like!”

“Very well,” said the mouse.

<https://www.indcareer.com/schools/ncert-solutions-for-2nd-class-english-chapter-7-make-it-shorter/>



The pencil drew a big circle.

“Is that a cheese?” asked
the mouse.

“We’ll call it a cheese,”

said the Pencil

and it drew three little circles

inside the big one.



“That’s an apple,” squeaked the mouse.

“Let’s call it an apple,” said the pencil

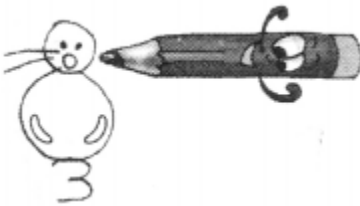
and it began drawing some funny curved

<https://www.indcareer.com/schools/ncert-solutions-for-2nd-class-english-chapter-7-make-it-shorter/>

things near the second circle.




“Why, those are cucumbers,”
said the mouse, licking his lips.
“I wish you’d hurry. I simply can’t
wait to get my teeth into them!”




The pencil drew two little
triangles on the top circle.
“Oh, oh!” squeaked the mouse.
“Now you’ve made it like a cat!
Don’t go on!”

<https://www.indcareer.com/schools/ncert-solutions-for-2nd-class-english-chapter-7-make-it-shorter/>



But the pencil went on,
till it had drawn long
whiskers and a mouth on
the top circle.

And the mouse cried
out in terror, "It's a real
cat! Help!"



Now see if YOU can draw

<https://www.indcareer.com/schools/ncert-solutions-for-2nd-class-english-chapter-7-make-it-shorter/>

a cat that looks real
enough to frighten away
the mice! [V. Suteyev]

Question 1.

Describe the cat in your own words.

बिल्ली का वर्णन अपने शब्दों में करो।

Answer.

The cat is of white colour. She is very fat. She looks very active. She has a cute looking face with four whiskers. It has four legs. It has a long tail.

Let's Make

A PENCIL CAP

Materials required:

A 2" by 2" square piece of chart paper, red and black sketch pens and glue.



Method:

Colour the square chart
paper with the colour of your choice.

<https://www.indcareer.com/schools/ncert-solutions-for-2nd-class-english-chapter-7-make-it-shorter/>



Hold any one corner of the square between your thumb and pointer finger and roll the chart paper with your other hand in such a way that it takes the shape of a cone.



Apply glue to the outer edge and stick it. Your pencil cap is ready. Put it on the end of your pencil and see how nice it looks.

<https://www.indcareer.com/schools/ncert-solutions-for-2nd-class-english-chapter-7-make-it-shorter/>



Answer.

Do it yourself.

Let's Practise

A cat on the mat.

A cat on the mat.

A cat on the mat.

A cat on the mat.

A cat on the mat.

<https://www.indcareer.com/schools/ncert-solutions-for-2nd-class-english-chapter-7-make-it-shorter/>



<https://www.indcareer.com/schools/ncert-solutions-for-2nd-class-english-chapter-7-make-it-shorter/>

Chapterwise NCERT Solutions for Class 2 English :

- Unit 1 Story Haldi's Adventure
- Unit 2 Story I Want
- Unit 3 Story The Wind and The Sun
- Unit 4 Story Storm in the Garden
- Unit 5 Story Funny Bunny
- Unit 6 Story Curlylocks and the Three Bears
- Unit 7 Story Make it Shorter
- Unit 8 Story The Mumbai Musicians
- Unit 9 Story The Magic Porridge Pot
- Unit 10 Story The Grasshopper and The Ant

<https://www.indcareer.com/schools/ncert-solutions-for-2nd-class-english-chapter-7-make-it-shorter/>

About NCERT

The National Council of Educational Research and Training is an autonomous organization of the Government of India which was established in 1961 as a literary, scientific, and charitable Society under the Societies Registration Act. The major objectives of NCERT and its constituent units are to: undertake, promote and coordinate research in areas related to school education; prepare and publish model textbooks, supplementary material, newsletters, journals and develop educational kits, multimedia digital materials, etc. Organise pre-service and in-service training of teachers; develop and disseminate innovative educational techniques and practices; collaborate and network with state educational departments, universities, NGOs and other educational institutions; act as a clearing house for ideas and information in matters related to school education; and act as a nodal agency for achieving the goals of Universalisation of Elementary Education. In addition to research, development, training, extension, publication and dissemination activities, NCERT is an implementation agency for bilateral cultural exchange programmes with other countries in the field of school education. Its headquarters are located at Sri Aurobindo Marg in New Delhi. [Visit the Official NCERT website](#) to learn more.

<https://www.indcareer.com/schools/ncert-solutions-for-2nd-class-english-chapter-7-make-it-shorter/>