



NCERT Solutions for 7th Class Maths: Chapter 6-The Triangle and its Properties



indCareer



indCareer



indCareer

NCERT Solutions for 7th Class Maths: Chapter 6-The Triangle and its Properties

Class 7: Maths Chapter 6 solutions. Complete Class 7 Maths Chapter 6 Notes.

NCERT Solutions for 7th Class Maths: Chapter 6-The Triangle and its Properties

NCERT 7th Maths Chapter 6, class 7 Maths Chapter 6 solutions

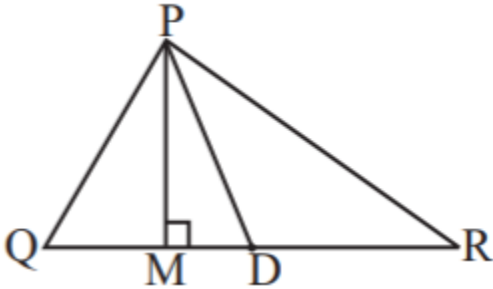
1. In $\triangle APQR$, D is the midpoint of \overline{QR}

<https://www.indcareer.com/schools/ncert-solutions-for-7th-class-maths-chapter-6-the-triangle-and-its-properties/>

\overline{PM} is _____

PD is _____

Is $QM = MR$?



Answer

$QD = DR$

$\therefore \overline{PM}$ is altitude.

PD is median.

No, QM (eq) MR as D is the mid-point of QR .

2. Draw rough sketches for the following:

(a) In ΔABC , BE is a median.

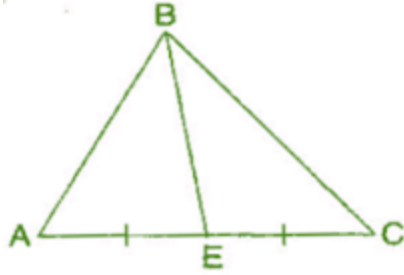
(b) In ΔPQR , PQ and PR are altitudes of the triangle.

(c) In ΔXYZ , YL is an altitude in the exterior of the triangle.

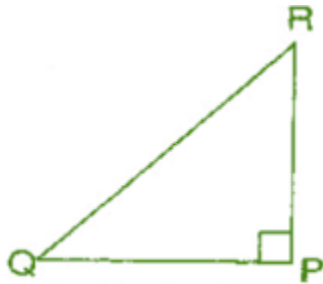
Answer

(a) Here, BE is a median in ΔABC and $AE = EC$.

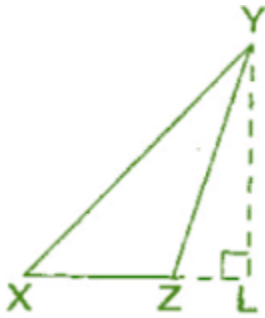
<https://www.indcareer.com/schools/ncert-solutions-for-7th-class-maths-chapter-6-the-triangle-and-its-properties/>



(b) Here, PQ and PR are the altitudes of the ΔPQR and $RP \perp QP$.



(c) YL is an altitude in the exterior of ΔXYZ .



3. Verify by drawing a diagram if the median and altitude of a isosceles triangle can be same.

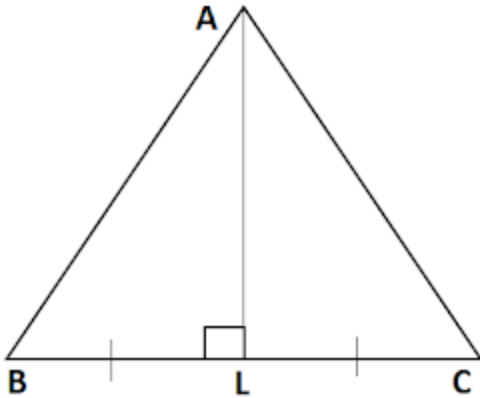
Answer

Isosceles triangle means any two sides are same.

Take ΔABC and draw the median when $AB = AC$.

AL is the median and altitude of the given triangle.

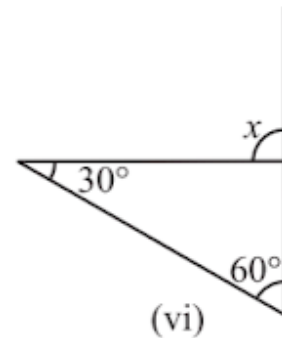
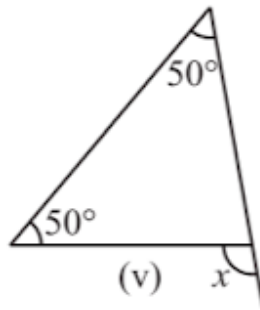
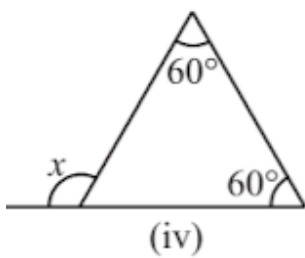
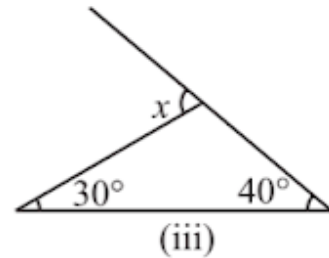
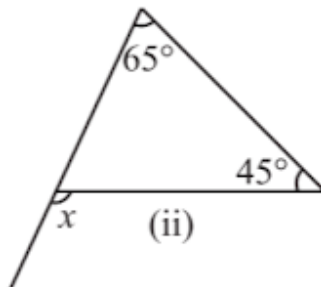
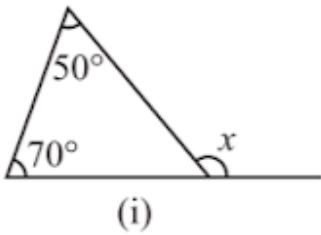
<https://www.indcareer.com/schools/ncert-solutions-for-7th-class-maths-chapter-6-the-triangle-and-its-properties/>



NCERT 7th Maths Chapter 6, class 7 Maths Chapter 6 solutions

Exercise 6.2

1. Find the value of the unknown exterior angle x in the following diagrams:



Answer

(i) $x = 50^\circ + 70^\circ = 120^\circ$

<https://www.indcareer.com/schools/ncert-solutions-for-7th-class-maths-chapter-6-the-triangle-and-its-properties/>

(ii) $x = 65^\circ + 45^\circ = 110^\circ$

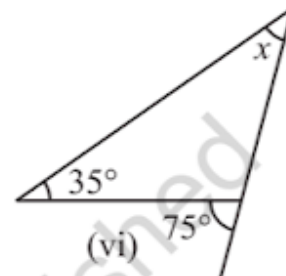
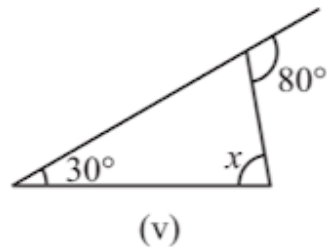
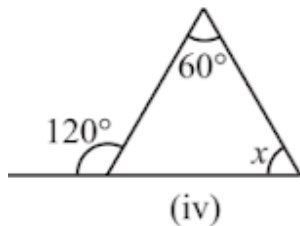
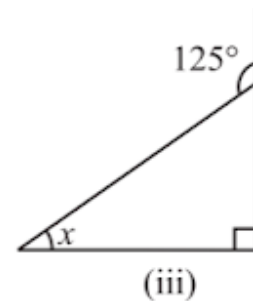
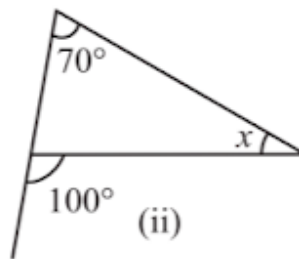
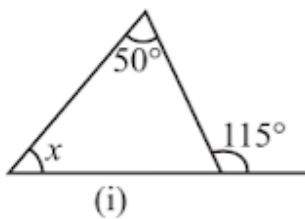
(iii) $x = 30^\circ + 40^\circ = 70^\circ$

(iv) $x = 60^\circ + 60^\circ = 120^\circ$

(v) $x = 50^\circ + 50^\circ = 100^\circ$

(vi) $x = 60^\circ + 30^\circ = 90^\circ$

2. Find the value of the unknown interior angle x in the following figures:



Answer

(i) $x + 50^\circ = 115^\circ \Rightarrow x = 115^\circ - 50^\circ = 65^\circ$

(ii) $70^\circ + x = 100^\circ \Rightarrow x = 100^\circ - 70^\circ = 30^\circ$

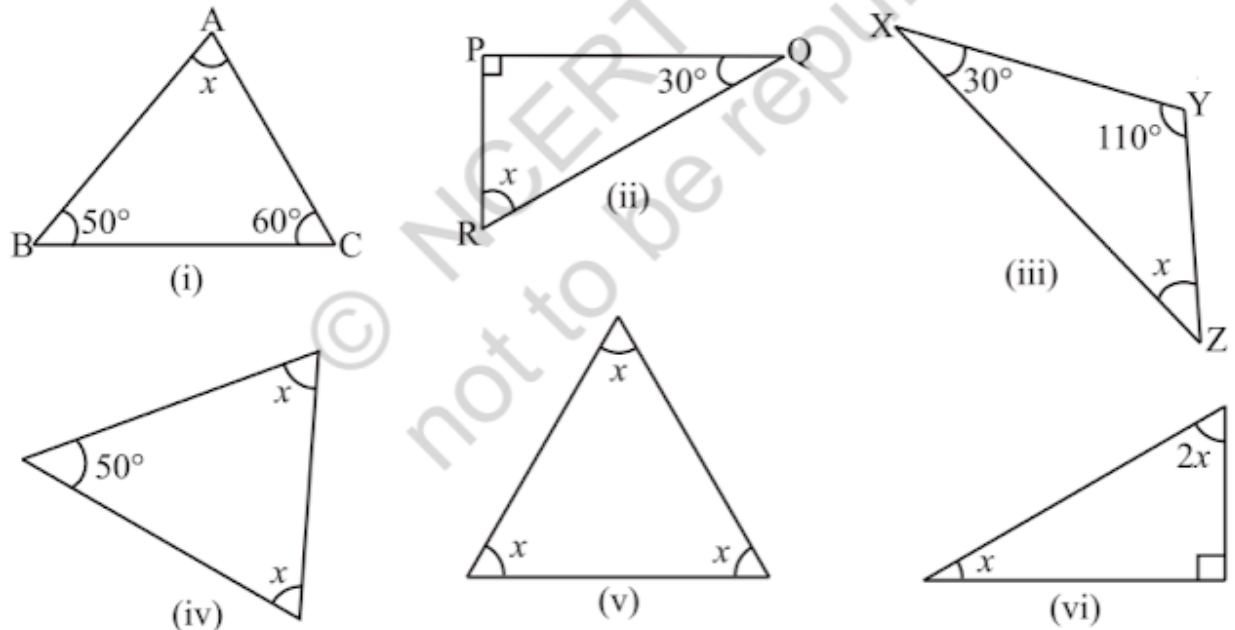
(iii) $x + 90^\circ = 125^\circ \Rightarrow x = 125^\circ - 90^\circ = 35^\circ$

(iv) $60^\circ + x = 120^\circ \Rightarrow x = 120^\circ - 60^\circ = 60^\circ$

(v) $30^\circ + x = 80^\circ \Rightarrow x = 80^\circ - 30^\circ = 50^\circ$

(vi) $x + 35^\circ = 75^\circ \Rightarrow x = 75^\circ - 35^\circ = 40^\circ$

<https://www.indcareer.com/schools/ncert-solutions-for-7th-class-maths-chapter-6-the-triangle-and-its-properties/>

Exercise 6.3**1. Find the value of unknown x in the following diagrams:****Answer**(i) In $\triangle ABC$, $\angle BAC + \angle ACB + \angle ABC = 180^\circ$ [By angle sum property of a triangle]

$$\Rightarrow x + 50^\circ + 60^\circ = 180^\circ$$

$$\Rightarrow x + 110^\circ = 180^\circ$$

$$\Rightarrow x = 180^\circ - 110^\circ = 70^\circ$$

(ii) In $\triangle PQR$, $\angle RPQ + \angle PQR + \angle RPQ = 180^\circ$ [By angle sum property of a triangle]

$$\Rightarrow 90^\circ + 30^\circ + x = 180^\circ$$

<https://www.indcareer.com/schools/ncert-solutions-for-7th-class-maths-chapter-6-the-triangle-and-its-properties/>

$$\Rightarrow x + 120^\circ = 180^\circ$$

$$\Rightarrow x = 180^\circ - 120^\circ = 60^\circ$$

(iii) In $\triangle XYZ$,

$$\angle ZXY + \angle XYZ + \angle YZX = 180^\circ \text{ [By angle sum property of a triangle]}$$

$$\Rightarrow 30^\circ + 110^\circ + x = 180^\circ$$

$$\Rightarrow x + 140^\circ = 180^\circ$$

$$\Rightarrow x = 180^\circ - 140^\circ = 40^\circ$$

(iv) In the given isosceles triangle,

$$x + x + 50^\circ = 180^\circ \text{ [By angle sum property of a triangle]}$$

$$\Rightarrow 2x + 50^\circ = 180^\circ$$

$$\Rightarrow 2x = 180^\circ - 50^\circ$$

$$\Rightarrow 2x = 130^\circ$$

$$\Rightarrow x = 130^\circ / 2 = 65^\circ$$

(v) In the given equilateral triangle,

$$x + x + x = 180^\circ \text{ [By angle sum property of a triangle]}$$

$$\Rightarrow 3x = 180^\circ$$

$$\Rightarrow x = 180^\circ / 3 = 60^\circ$$

(vi) In the given right angled triangle,

$$x + 2x + 90^\circ = 180^\circ \text{ [By angle sum property of a triangle]}$$

$$\Rightarrow 3x + 90^\circ = 180^\circ$$

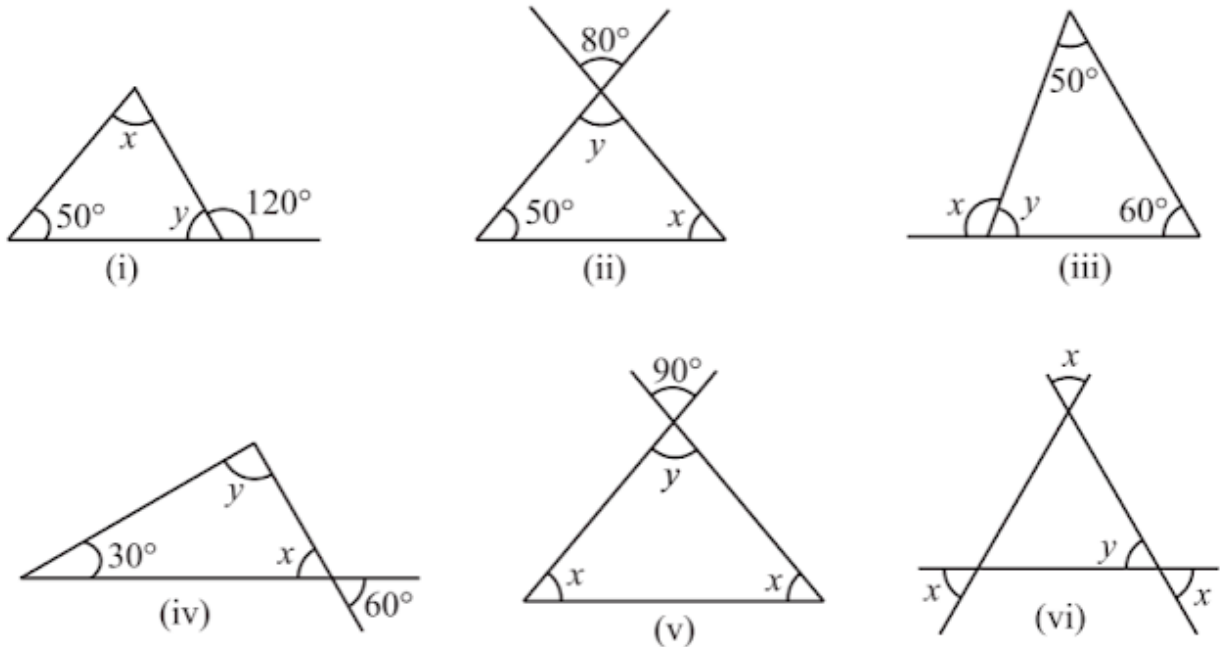
$$\Rightarrow 3x = 180^\circ - 90^\circ$$

$$\Rightarrow 3x = 90^\circ$$

<https://www.indcareer.com/schools/ncert-solutions-for-7th-class-maths-chapter-6-the-triangle-and-its-properties/>

$$\Rightarrow x = 90^\circ/3 = 30^\circ$$

2. Find the values of the unknowns x and y in the following diagrams:



Answer

(i) $50^\circ + x = 120^\circ$ [Exterior angle property of a Δ]

$$\Rightarrow x = 120^\circ - 50^\circ = 70^\circ$$

Now, $50^\circ + x + y = 180^\circ$ [Angle sum property of a Δ]

$$\Rightarrow 50^\circ + 70^\circ + y = 180^\circ$$

$$\Rightarrow 120^\circ + y = 180^\circ$$

$$\Rightarrow y = 180^\circ - 120^\circ = 60^\circ$$

(ii) $y = 80^\circ$ (i) [Vertically opposite angle]

Now, $50^\circ + x + y = 180^\circ$ [Angle sum property of a Δ]

<https://www.indcareer.com/schools/ncert-solutions-for-7th-class-maths-chapter-6-the-triangle-and-its-properties/>

$$\Rightarrow 50^\circ + 80^\circ + y = 180^\circ \quad [\text{From equation (i)}]$$

$$\Rightarrow 130^\circ + y = 180^\circ$$

$$\Rightarrow y = 180^\circ - 130^\circ = 50^\circ$$

$$\text{(iii) } 50^\circ + 60^\circ = x \quad (\text{Exterior angle property of a } \Delta)$$

$$x = 110^\circ$$

$$\text{Now } 50^\circ + 60^\circ + y = 180^\circ \quad [\text{Angle sum property of a } \Delta]$$

$$\Rightarrow 110^\circ + y = 180^\circ$$

$$\Rightarrow y = 180^\circ - 110^\circ$$

$$\Rightarrow y = 70^\circ$$

$$\text{(iv) } x = 60^\circ \dots \text{(i)} \quad [\text{Vertically opposite angle}]$$

$$\text{Now, } 30^\circ + x + y = 180^\circ \quad [\text{Angle sum property of a } \Delta]$$

$$\Rightarrow 50^\circ + 60^\circ + y = 180^\circ \quad [\text{From equation (i)}]$$

$$\Rightarrow 90^\circ + y = 180^\circ$$

$$\Rightarrow y = 180^\circ - 90^\circ = 90^\circ$$

$$\text{(v) } y = 90^\circ \dots \text{(i)} \quad [\text{Vertically opposite angle}]$$

$$\text{Now, } y + x + x = 180^\circ \quad [\text{Angle sum property of a } \Delta]$$

$$\Rightarrow 90^\circ + 2x = 180^\circ \quad [\text{From equation (i)}]$$

$$\Rightarrow 2x = 180^\circ - 90^\circ$$

$$\Rightarrow 2x = 90^\circ$$

$$\Rightarrow x = 90^\circ / 2 = 45^\circ$$

$$\text{(vi) } x = y \dots \text{(i)} \quad [\text{Vertically opposite angle}]$$

$$\text{Now, } x + x + y = 180^\circ \quad [\text{Angle sum property of a } \Delta]$$

<https://www.indcareer.com/schools/ncert-solutions-for-7th-class-maths-chapter-6-the-triangle-and-its-properties/>

$$\Rightarrow 2x+x = 180^\circ \quad [\text{From equation (i)}]$$

$$\Rightarrow 3x = 180^\circ$$

$$\Rightarrow x = 180^\circ/3 = 60^\circ$$

NCERT 7th Maths Chapter 6, class 7 Maths Chapter 6 solutions

Exercise 6.4

1. Is it possible to have a triangle with the following sides?

(i) 2 cm, 3 cm, 5 cm

(ii) 3 cm, 6 cm, 7 cm

(iii) 6 cm, 3 cm, 2 cm

Answer

(i) 2 cm, 3 cm, 5 cm

$$2 + 3 > 5 \text{ No}$$

$$2 + 5 > 3 \text{ Yes}$$

$$3 + 5 > 2 \text{ Yes}$$

This triangle is not possible.

(ii) 3 cm, 6 cm, 7 cm

$$3 + 6 > 7 \text{ Yes}$$

$$6 + 7 > 3 \text{ Yes}$$

$$3 + 7 > 6 \text{ Yes}$$

This triangle is possible.

(iii) 6 cm, 3 cm, 2 cm

$$6 + 3 > 2 \text{ Yes}$$

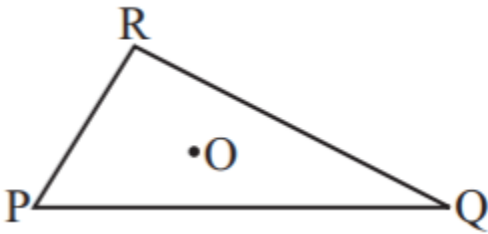
<https://www.indcareer.com/schools/ncert-solutions-for-7th-class-maths-chapter-6-the-triangle-and-its-properties/>

$6 + 2 > 3$ Yes

$2 + 3 > 6$ No

This triangle is not possible.

2. Take any point O in the interior of a triangle PQR. Is:



(i) $OP + OQ > PQ$?

(ii) $OQ + OR > QR$?

(iii) $OR + OP > RP$?

Answer

Join OR, OQ and OP.

(i) Is $OP + OQ > PQ$?

Yes, POQ form a triangle.

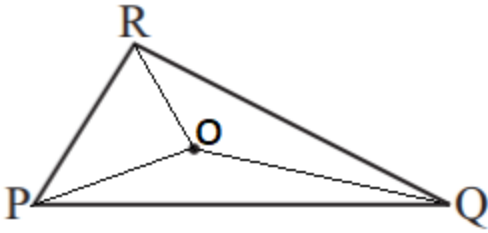
(ii) Is $OQ + OR > QR$?

Yes, RQO form a triangle.

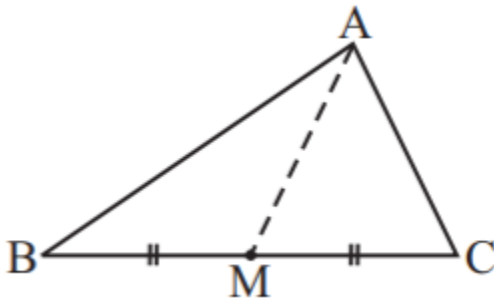
(iii) Is $OR + OP > RP$?

Yes, ROP form a triangle.

<https://www.indcareer.com/schools/ncert-solutions-for-7th-class-maths-chapter-6-the-triangle-and-its-properties/>



3. AM is a median of a triangle ABC. Is $AB + BC + CA > 2 AM$? (Consider the sides of triangles $\triangle ABM$ and $\triangle AMC$.)



Answer

Since, the sum of lengths of any two sides in a triangle should be greater than the length of third side.

Therefore, In $\triangle ABM$, $AB + BM > AM$... (i)

In $\triangle AMC$, $AC + MC > AM$... (ii)

Adding eq. (i) and (ii),

$$AB + BM + AC + MC > AM + AM$$

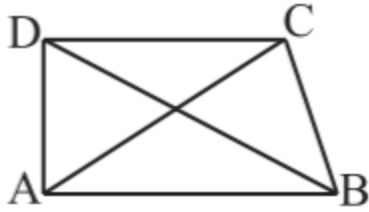
$$\Rightarrow AB + AC + (BM + MC) > 2AM$$

$$\Rightarrow AB + AC + BC > 2AM$$

Hence, it is true.

4. ABCD is a quadrilateral. Is $AB + BC + CD + DA > AC + BD$?

<https://www.indcareer.com/schools/ncert-solutions-for-7th-class-maths-chapter-6-the-triangle-and-its-properties/>



Answer

Since, the sum of lengths of any two sides in a triangle should be greater than the length of third side.

Therefore, In $\triangle ABC$, $AB + BC > AC$ (i)

In $\triangle ADC$, $AD + DC > AC$ (ii)

In $\triangle DCB$, $DC + CB > DB$ (iii)

In $\triangle ADB$, $AD + AB > DB$ (iv)

Adding equations (i), (ii), (iii) and (iv), we get

$$AB + BC + AD + DC + DC + CB + AD + AB > AC + AC + DB + DB$$

$$\Rightarrow (AB + AB) + (BC + BC) + (AD + AD) + (DC + DC) > 2AC + 2DB$$

$$\Rightarrow 2AB + 2BC + 2AD + 2DC > 2(AC + DB)$$

$$\Rightarrow 2(AB + BC + AD + DC) > 2(AC + DB)$$

$$\Rightarrow AB + BC + AD + DC > AC + DB$$

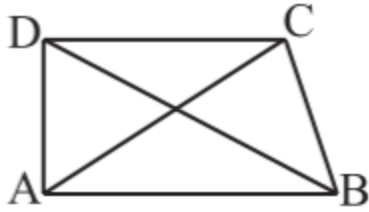
$$\Rightarrow AB + BC + CD + DA > AC + DB$$

5. ABCD is quadrilateral. Is $AB + BC + CD + DA < 2(AC + BD)$?

Answer

Since, the sum of lengths of any two sides in a triangle should be greater than the length of third side.

<https://www.indcareer.com/schools/ncert-solutions-for-7th-class-maths-chapter-6-the-triangle-and-its-properties/>



Therefore, In $\triangle AOB$, $AB < OA + OB$ (i)

In $\triangle BOC$, $BC < OB + OC$ (ii)

In $\triangle COD$, $CD < OC + OD$ (iii)

In $\triangle AOD$, $DA < OD + OA$ (iv)

Adding equations (i), (ii), (iii) and (iv), we get

$$AB + BC + CD + DA < OA + OB + OB + OC + OC + OD + OD + OA$$

$$\Rightarrow AB + BC + CD + DA < 2OA + 2OB + 2OC + 2OD$$

$$\Rightarrow AB + BC + CD + DA < 2[(OA + OC) + (OB + OD)]$$

$$\Rightarrow AB + BC + CD + DA < 2(AC + BD)$$

Hence, it is proved.

6. The lengths of two sides of a triangle are 12 cm and 15 cm. Between what two measures should the length of the third side fall?

Answer

Since, the sum of lengths of any two sides in a triangle should be greater than the length of third side.

It is given that two sides of triangle are 12 cm and 15 cm.

Therefore, the third side should be less than $12 + 15 = 27$ cm.

Also the third side cannot be less than the difference of the two sides.

<https://www.indcareer.com/schools/ncert-solutions-for-7th-class-maths-chapter-6-the-triangle-and-its-properties/>

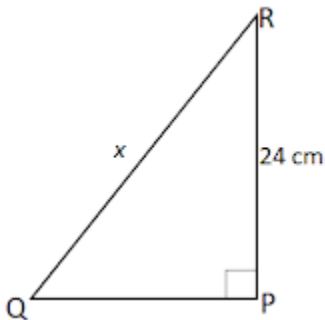
Therefore, the third side has to be more than $15 - 12 = 3$ cm. Hence, the third side could be the length more than 3 cm and less than 27 cm.

NCERT 7th Maths Chapter 6, class 7 Maths Chapter 6 solutions

Exercise 6.5

1. PQR is a triangle, right angled at P. If PQ = 10 cm and PR = 24 cm, find QR.

Answer



Given: PQ = 10 cm, PR = 24 cm

Let QR be x cm.

In right angled triangle QPR,

[Hypotenuse]² = (Base)² + (Perpendicular)² [By Pythagoras theorem]

$$\Rightarrow (QR)^2 = (PQ)^2 + (PR)^2$$

$$\Rightarrow x^2 = (10)^2 + (24)^2$$

$$\Rightarrow x^2 = 100 + 576 = 676$$

$$\Rightarrow x = \sqrt{676}$$

$$= 26 \text{ cm}$$

Thus, the length of QR is 26 cm.

<https://www.indcareer.com/schools/ncert-solutions-for-7th-class-maths-chapter-6-the-triangle-and-its-properties/>

2. ABC is a triangle, right angled at C. If AB = 25 cm and AC = 7 cm, find BC.

Answer

Given: AB = 25 cm, AC = 7 cm

Let BC be x cm.

In right angled triangle ACB,

(Hypotenuse)² = (Base)² + (Perpendicular)² [By Pythagoras theorem]

$$\Rightarrow (AB)^2 = (AC)^2 + (BC)^2$$

$$\Rightarrow (25)^2 = (7)^2 + x^2$$

$$\Rightarrow 625 = 49 + x^2$$

$$\Rightarrow x^2 = 625 - 49 = 576$$

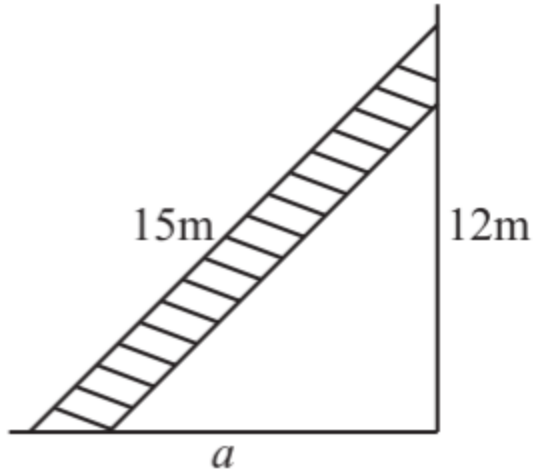
$$\Rightarrow x = \sqrt{576}$$

$$= 24 \text{ cm}$$

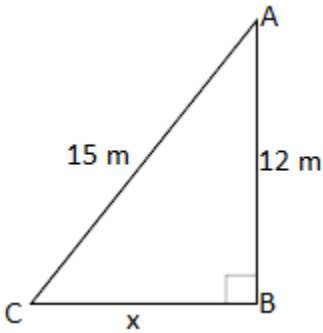
Thus, the length of BC is 24 cm.

3. A 15 m long ladder reached a window 12 m high from the ground on placing it against a wall at a distance a. Find the distance of the foot of the ladder from the wall.

<https://www.indcareer.com/schools/ncert-solutions-for-7th-class-maths-chapter-6-the-triangle-and-its-properties/>



Answer



Let AC be the ladder and A be the window.

Given: AC = 15 m, AB = 12 m, CB = a m

In right angled triangle ACB,

(Hypotenuse)² = (Base)² + (Perpendicular)² [By Pythagoras theorem]

$$\Rightarrow (AC)^2 = (CB)^2 + (AB)^2$$

$$\Rightarrow (15)^2 + (a)^2 = (12)^2$$

$$\Rightarrow 225 = a^2 + 144$$

$$\Rightarrow a^2 = 225 - 144 = 81$$

<https://www.indcareer.com/schools/ncert-solutions-for-7th-class-maths-chapter-6-the-triangle-and-its-properties/>

$$\Rightarrow a = \sqrt{81}$$

$$= 9 \text{ m}$$

Thus, the distance of the foot of the ladder from the wall is 9 m.

4. Which of the following can be the sides of a right triangle?

(i) 2.5 cm, 6.5 cm, 6 cm

(ii) 2 cm, 2 cm, 5 cm

(iii) 1.5 cm, 2 cm, 2.5 cm

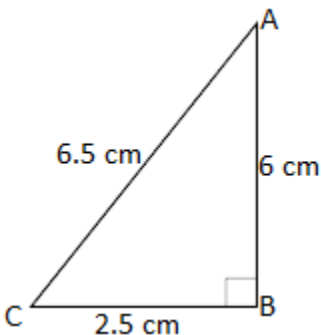
In the case of right angled triangles, identify the right angles.

Answer

Let us consider, the larger side be the hypotenuse and also using Pythagoras theorem,

$$(\text{Hypotenuse})^2 = (\text{Base})^2 + (\text{Perpendicular})^2$$

(i) 2.5 cm, 6.5 cm, 6 cm



$$\text{In } \triangle ABC, (AC)^2 = (AB)^2 + (BC)^2$$

$$\text{L.H.S.} = (6.5)^2 = 42.25 \text{ cm}$$

$$\text{R.H.S.} = (6)^2 + (2.5)^2 = 36 + 6.25 = 42.25 \text{ cm}$$

Since, L.H.S. = R.H.S.

<https://www.indcareer.com/schools/ncert-solutions-for-7th-class-maths-chapter-6-the-triangle-and-its-properties/>

Therefore, the given sides are of the right angled triangle.

Right angle lies on the opposite to the greater side 6.5 cm, i.e., at B.

(ii) 2 cm, 2 cm, 5 cm

In the given triangle, $(5)^2 = (2)^2 + (2)^2$

$$\text{L.H.S.} = (5)^2 = 25$$

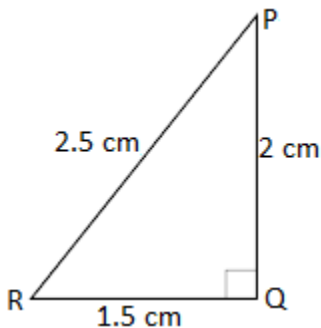
$$\text{R.H.S.} = (2)^2 + (2)^2 = 4 + 4 = 8$$

Since, L.H.S. \neq R.H.S.

Therefore, the given sides are not of the right angled triangle.

(iii) 1.5 cm, 2 cm, 2.5 cm

In ΔPQR , $(PR)^2 = (PQ)^2 + (RQ)^2$



$$\text{L.H.S.} = (2.5)^2 = 6.25 \text{ cm}$$

$$\text{R.H.S.} = (1.5)^2 + (2)^2 = 2.25 + 4 = 6.25 \text{ cm}$$

Since, L.H.S. = R.H.S.

Therefore, the given sides are of the right angled triangle.

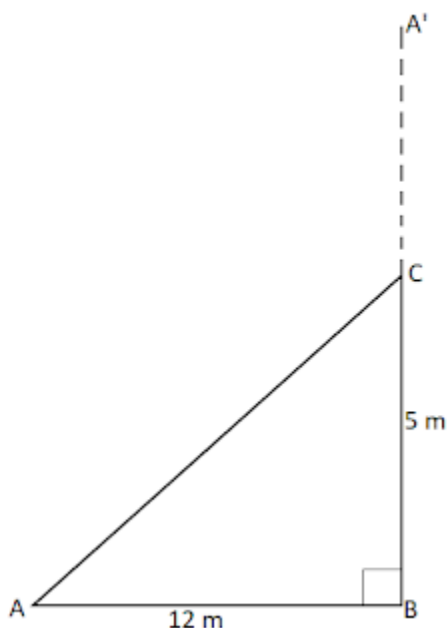
Right angle lies on the opposite to the greater side 2.5 cm, i.e., at Q.

<https://www.indcareer.com/schools/ncert-solutions-for-7th-class-maths-chapter-6-the-triangle-and-its-properties/>

5. A tree is broken at a height of 5 m from the ground and its top touches the ground at a distance of 12 m from the base of the tree. Find the original height of the tree.

Answer

Let A'CB represents the tree before it broken at the point C and let the top A' touches the ground at A after it broke. Then $\triangle ABC$ is a right angled triangle, right angled at B.



$AB = 12 \text{ m}$ and $BC = 5 \text{ m}$

Using Pythagoras theorem, In $\triangle ABC$

$$(AC)^2 = (AB)^2 + (BC)^2$$

$$\Rightarrow (AC)^2 = (12)^2 + (5)^2$$

$$\Rightarrow (AC)^2 = 144 + 25$$

$$\Rightarrow (AC)^2 = 169$$

$$\Rightarrow AC = 13 \text{ m}$$

Hence, the total height of the tree = $AC + CB = 13 + 5 = 18 \text{ m}$.

<https://www.indcareer.com/schools/ncert-solutions-for-7th-class-maths-chapter-6-the-triangle-and-its-properties/>

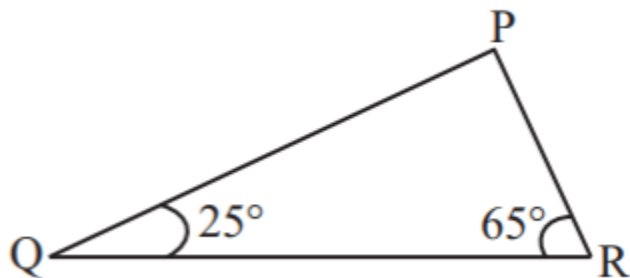
6. Angles Q and R of a ΔPQR are 25° and 65°

Write which of the following is true:

(i) $PQ^2 + QR^2 = RP^2$

(ii) $PQ^2 + RP^2 = QR^2$

(iii) $RP^2 + QR^2 = PQ^2$



Answer

In ΔPQR , $\angle PQR + \angle QRP + \angle RPQ = 180^\circ$ [By Angle sum property of a Δ]

$$\Rightarrow 25^\circ + 65^\circ + \angle RPQ = 180^\circ$$

$$\Rightarrow 90^\circ + \angle RPQ = 180^\circ$$

$$\Rightarrow \angle RPQ = 180^\circ - 90^\circ = 90^\circ$$

Thus, ΔPQR is a right angled triangle, right angled at P.

\therefore (Hypotenuse) 2 = (Base) 2 + (Perpendicular) 2 [By Pythagoras theorem]

$$\Rightarrow (QR)^2 = (PR)^2 + (QP)^2$$

Hence, Option (ii) is correct.

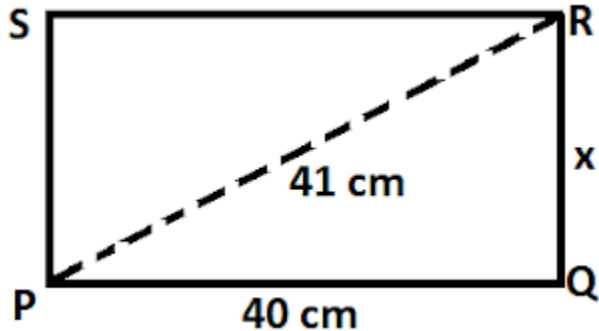
7. Find the perimeter of the rectangle whose length is 40 cm and a diagonal is 41 cm.

Answer

<https://www.indcareer.com/schools/ncert-solutions-for-7th-class-maths-chapter-6-the-triangle-and-its-properties/>

Given diagonal (PR) = 41 cm, length (PQ) = 40 cm

Let breadth (QR) be x cm.



Now, in right angled triangle PQR,

$$(PR)^2 = (RQ)^2 + (PQ)^2 \quad [\text{By Pythagoras theorem}]$$

$$\Rightarrow (41)^2 = x^2 + (40)^2$$

$$\Rightarrow 1681 = x^2 + 1600$$

$$\Rightarrow x^2 = 1681 - 1600$$

$$\Rightarrow x^2 = 81$$

$$\Rightarrow x = \sqrt{81}$$

$$= 9 \text{ cm}$$

Therefore the breadth of the rectangle is 9 cm,

Perimeter of rectangle - 2(length + breadth)

$$= 2 [9 + 40]$$

$$= 2 \times 49 = 98 \text{ cm}$$

Hence, the perimeter of the rectangle is 98 cm.

<https://www.indcareer.com/schools/ncert-solutions-for-7th-class-maths-chapter-6-the-triangle-and-its-properties/>

8. The diagonals of a rhombus measure 16 cm and 30 cm. Find its perimeter.

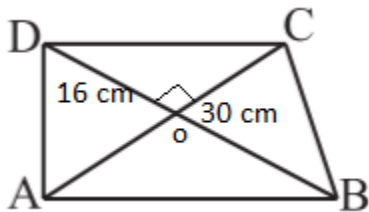
Answer

Given: Diagonals AC = 30 cm and DB = 16 cm.

Since the diagonals of the rhombus bisect at right angle to each other.

Therefore, OD = DB/2 = 16/2 = 8 cm

And OC = AC/2 = 30/2 = 15 cm



Now , In right angle triangle DOC,

$(DC)^2 = (OD)^2 + (OC)^2$ [By Pythagoras dieorem]

$\Rightarrow (DC)^2 = (8)^2 + (15)^2$

$\Rightarrow (DC)^2 = 64 + 225 = 289$

$\Rightarrow DC = \sqrt{289}$

= 17 cm

Perimeter of rhombus = 4 x side = 4 x 17 = 68 cm

Thus, die perimeter of rhombus is 68 cm.

NCERT 7th Maths Chapter 6, class 7 Maths Chapter 6 solutions



<https://www.indcareer.com/schools/ncert-solutions-for-7th-class-maths-chapter-6-the-triangle-and-its-properties/>

Chapterwise NCERT Solutions for Class 7 Maths :

- Chapter 1 Integers
- Chapter 2 Fractions and Decimals
- Chapter 3 Data Handling
- Chapter 4 Simple Equations
- Chapter 5 Lines and Angles
- Chapter 6 The Triangle and its Properties
- Chapter 7 Congruence of Triangles
- Chapter 8 Comparing Quantities
- Chapter 9 Rational Numbers
- Chapter 10 Practical Geometry
- Chapter 11 Perimeter and Area
- Chapter 12 Algebraic Expressions
- Chapter 13 Exponents and Powers
- Chapter 14 Symmetry
- Chapter 15 Visualising Solid Shapes

<https://www.indcareer.com/schools/ncert-solutions-for-7th-class-maths-chapter-6-the-triangle-and-its-properties/>

About NCERT

The National Council of Educational Research and Training is an autonomous organization of the Government of India which was established in 1961 as a literary, scientific, and charitable Society under the Societies Registration Act. The major objectives of NCERT and its constituent units are to: undertake, promote and coordinate research in areas related to school education; prepare and publish model textbooks, supplementary material, newsletters, journals and develop educational kits, multimedia digital materials, etc. Organise pre-service and in-service training of teachers; develop and disseminate innovative educational techniques and practices; collaborate and network with state educational departments, universities, NGOs and other educational institutions; act as a clearing house for ideas and information in matters related to school education; and act as a nodal agency for achieving the goals of Universalisation of Elementary Education. In addition to research, development, training, extension, publication and dissemination activities, NCERT is an implementation agency for bilateral cultural exchange programmes with other countries in the field of school education. Its headquarters are located at Sri Aurobindo Marg in New Delhi. [Visit the Official NCERT website](https://www.ncert.nic.in/) to learn more.

<https://www.indcareer.com/schools/ncert-solutions-for-7th-class-maths-chapter-6-the-triangle-and-its-properties/>