

# NCERT Solutions for 12th Class Physics: Chapter 6- Electromagnetic Induction



indCareer



indCareer



indCareer

## NCERT Solutions for 12th Class Physics: Chapter 6-Electromagnetic Induction

Class 12: Physics Chapter 6 solutions. Complete Class 12 Physics Chapter 6 Notes.

### NCERT Solutions for 12th Class Physics: Chapter 6-Electromagnetic Induction

NCERT 12th Physics Chapter 6, Class 12 Physics Chapter 6 solutions

#### Question 1.

Predict the direction of induced current in the situations described by the following Figures (a) to (f).

<https://www.indcareer.com/schools/ncert-solutions-for-12th-class-physics-chapter-6-electromagnetic-induction/>

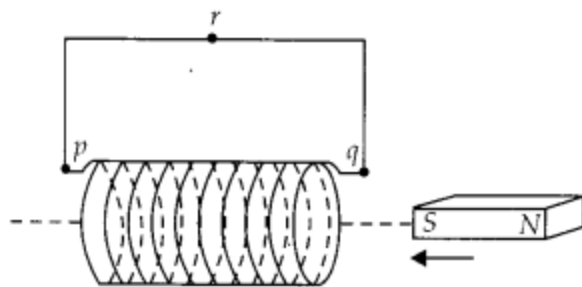


Fig. (a)

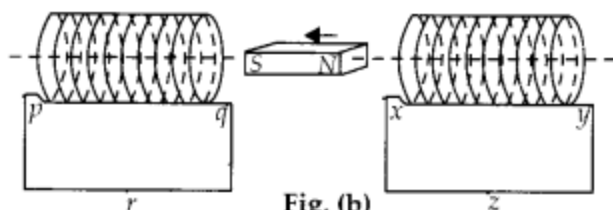
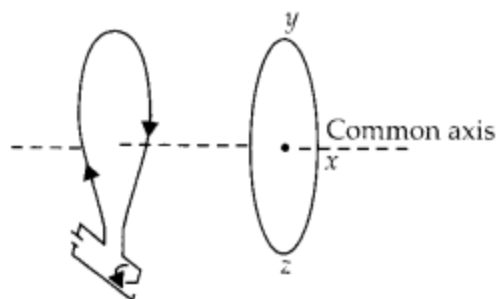
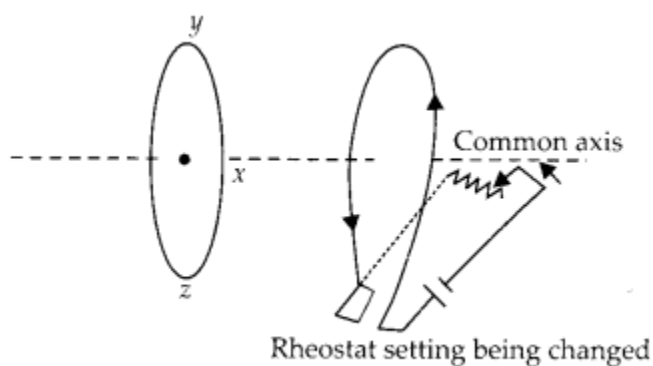


Fig. (b)



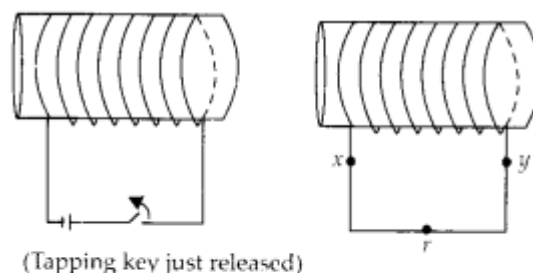
(Tapping key just closed)

Fig. (c)



Rheostat setting being changed

Fig. (d)



(Tapping key just released)

Fig. (e)

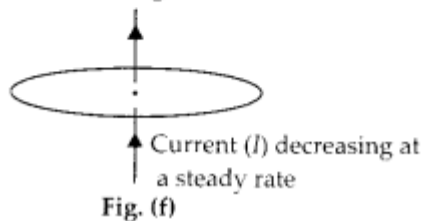
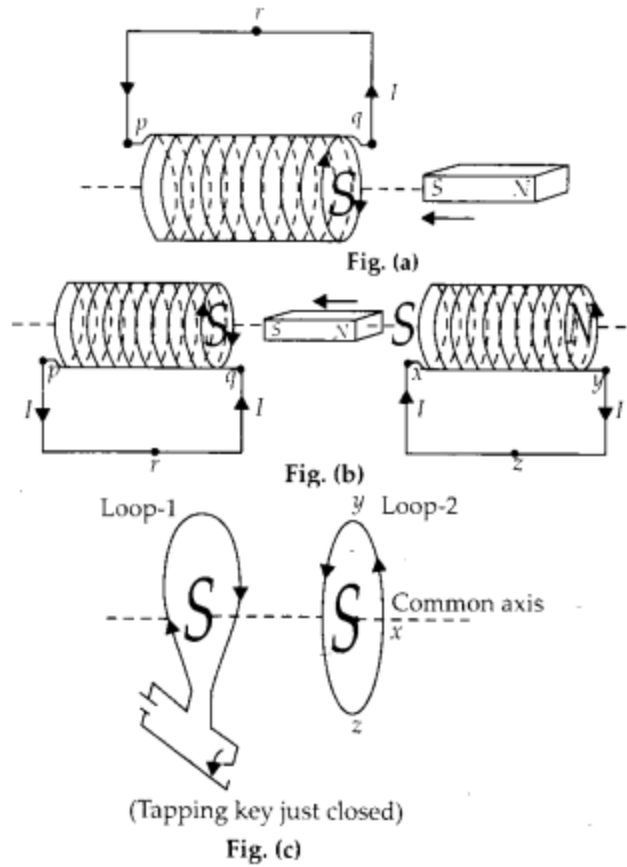


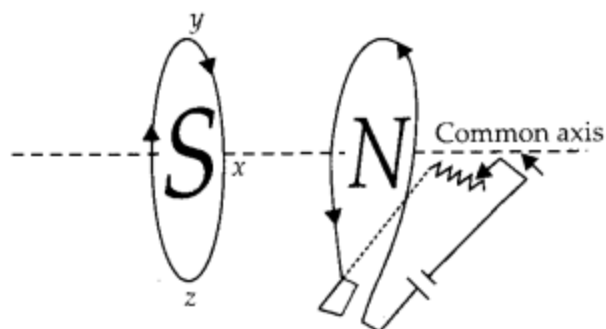
Fig. (f)

**Solution:**

<https://www.indcareer.com/schools/ncert-solutions-for-12th-class-physics-chapter-6-electromagnetic-induction/>

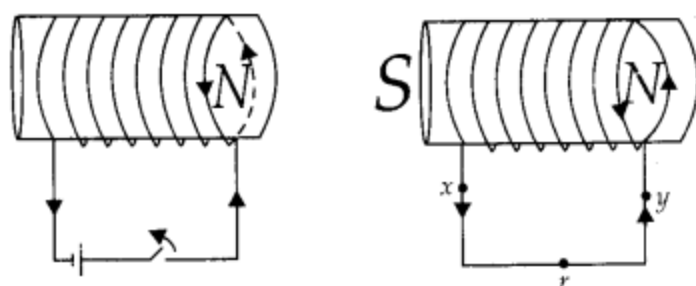
Direction of induced current in all the situations shown above can be decided in the light of Lenz's law.





Rheostat setting  
being changed

Fig. (d)



(Tapping key just closed)

Fig. (e)

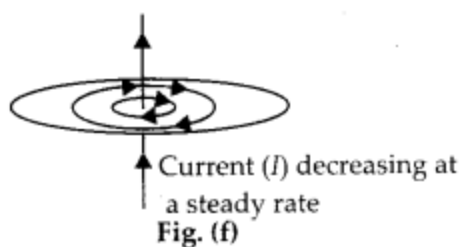


Fig. (f)

**Fig. (a) :** South pole is moving closer, so the current is clockwise in the end of solenoid closest to magnet.

**Fig. (b) :** Following Lenz's law, the current flow anticlockwise in the loop at the left and clockwise in the loop at the right.

**Fig. (c) :** Inner side of loop-1 become south pole whose strength increasing with increase in current. So the inner side of loop should also become south pole according to Lenz's law.

**Fig. (d) :** Current is decreasing with increase in rheostat, so North pole is getting weaker, the current in inner part of loop-1 will flow clockwise.

<https://www.indcareer.com/schools/ncert-solutions-for-12th-class-physics-chapter-6-electromagnetic-induction/>

**Fig. (e) :** Induced current in the right coil is from X to Y,

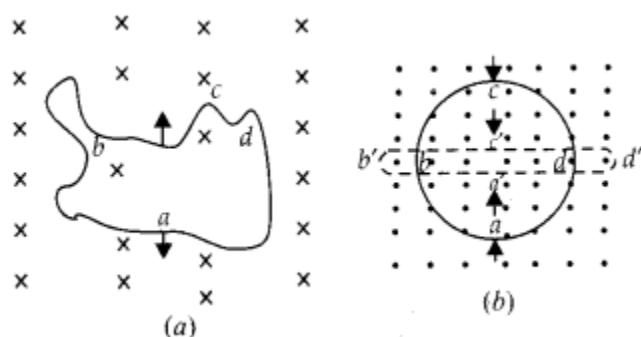
**Fig. (f) :** No induced current since magnetic lines of force are in the plane of the loop.

### Question 2.

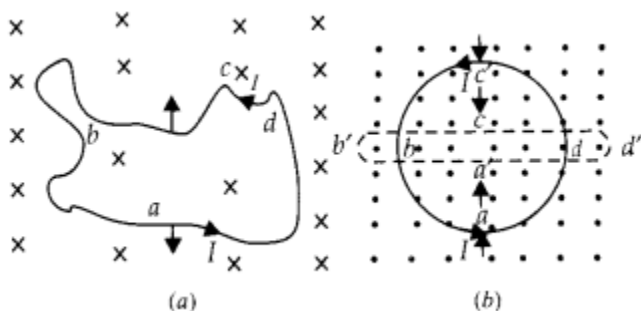
Use Lenz's law to determine the direction of induced current in the situations described by figures.

**(a)** A wire of irregular shape turning into a circular shape:

**(b)** A circular loop being deformed into a narrow straight wire.



### Solution:



**(a)** Due to change in shape, area increases and consequently magnetic flux linked with it also increases. Using Lenz's law, an induced current is set up in the circular wire in

<https://www.indcareer.com/schools/ncert-solutions-for-12th-class-physics-chapter-6-electromagnetic-induction/>

the anticlockwise direction to produce opposing flux. So magnetic field due to it is directed upward.

(b) Due to deformation of circular loop into a straight wire, its area decreases and consequently magnetic flux linked with it decreases. So an induced current is set up in the -anticlockwise direction, hence magnetic field is upward.

NCERT 12th Physics Chapter 6, Class 12 Physics Chapter 6 solutions

### Question 3.

A long solenoid with 15 turns per cm has a small loop of area  $2.0 \text{ cm}^2$  placed inside the solenoid normal to its axis. If the current carried by the solenoid changes steadily from 2.0 A to 4.0 A in 0.1 s, what is the induced emf in the loop while the current is changing?

#### Solution:

When the current changes through the solenoid, a change in magnetic field also take place within it. Initial magnetic field in solenoid,

$$B_1 = \mu_0 n I_1 = 4\pi \times 10^{-7} \times \frac{15}{10^{-2}} \times 2 = 120\pi \times 10^{-5} \text{ T}$$

Final magnetic field,  $B_2 = \mu_0 n I_2$

### Question 4.

A rectangular wire loop of sides 8 cm and 2 cm with a small cut is moving out of a region of uniform magnetic field of magnitude 0.3 T directed normal to the loop. What is the f.e.m.f developed across the cut if velocity of loop is  $1 \text{ cm s}^{-1}$  in a direction normal to the (a) longer side (b) shorter side of the loop? For how long does the induced voltage last in, each case?

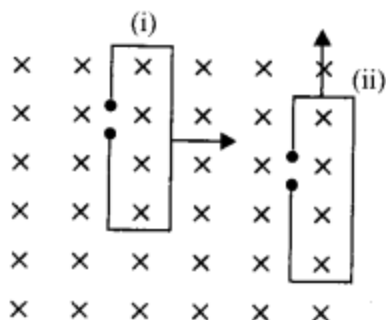
#### Solution:

Here  $A = 2 \times 2 = 4 \text{ cm}^2 = 4 \times 10^{-4} \text{ m}^2$ ,  $B = 0.3 \text{ T}$

<https://www.indcareer.com/schools/ncert-solutions-for-12th-class-physics-chapter-6-electromagnetic-induction/>

$$v = 1 \text{ cm s}^{-1} = 10^{-2} \text{ m s}^{-1}$$

Induced emf,  $\epsilon = ?$



(i) When velocity is normal to longer side,

$$l = 8 \text{ cm} = 8 \times 10^{-2} \text{ m}$$

$$\epsilon = Blv = 0.3 \times 8 \times 10^{-2} \times 10^{-2} = 2.4 \times 10^{-4} \text{ V}$$

$$\text{Time, } t = \frac{\text{distance moved}}{\text{velocity}} = \frac{2 \times 10^{-2}}{10^{-2}} = 2 \text{ sec}$$

(ii) When velocity is normal to shorter side,

$$l = 2 \text{ cm} = 2 \times 10^{-2} \text{ m}$$

$$\epsilon = Blv = 0.3 \times 2 \times 10^{-2} \times 10^{-2} = 0.6 \times 10^{-4} \text{ V}$$

$$\text{Time, } t = \frac{\text{distance moved}}{\text{velocity}} = \frac{8 \times 10^{-2}}{10^{-2}} = 8 \text{ sec}$$

### Question 5.

A 1.0 m long metallic rod is rotated with an angular frequency of  $400 \text{ rad s}^{-1}$  about an axis normal to the rod passing through its one end. The other end of the rod is in contact with a circular metallic ring. A constant and uniform magnetic field of 0.5 T parallel to the axis exists everywhere. Calculate the emf developed between the centre and the ring.

### Solution:

Constant and uniform magnetic field is parallel to axis of the wheel and thus normal to plane of the wheel.

<https://www.indcareer.com/schools/ncert-solutions-for-12th-class-physics-chapter-6-electromagnetic-induction/>



$$\text{Induced emf } \varepsilon = \frac{B\omega l^2}{2}$$
$$\varepsilon = \frac{0.5 \times 400 \times 1}{2} = 100 \text{ V}$$

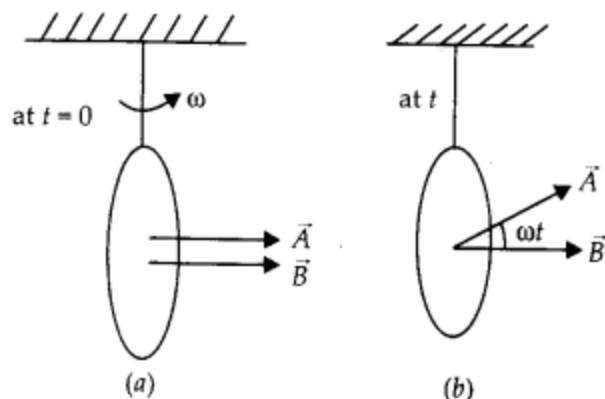
**Question 6.**

A circular coil of radius 8.0 cm and 20 turns is rotated about its vertical diameter with an angular speed of  $50 \text{ rad s}^{-1}$  in a uniform horizontal magnetic field of magnitude  $3.0 \times 10^{-2} \text{ T}$ . Obtain the maximum and average emf induced in the coil. If the coil forms a closed loop of resistance 10 ohm, calculate the maximum value of current in the coil. Calculate the average power loss due to Joule heating. Where does this power come from?

**Solution:**

If the circular coil rotates in the magnetic field  $B$  at an angular velocity  $\omega$ , then instantaneous induced emf can be calculated.

<https://www.indcareer.com/schools/ncert-solutions-for-12th-class-physics-chapter-6-electromagnetic-induction/>



Instantaneous flux  $\phi = BA \cos \omega t$

$$\text{emf, } \epsilon = -\frac{d\phi}{dt} = -BA \frac{d \cos(\omega t)}{dt}$$

$$\epsilon = -NBA [-\omega \sin \omega t]$$

$$\epsilon = NBA\omega \sin \omega t$$

Max. emf for  $\sin \omega t = 1$

$$\epsilon_{\max} = NBA\omega = 3 \times 10^{-2} \times \pi (8 \times 10^{-2})^2 \times 50 \times 20$$

$$= 0.603 \text{ Volt}$$

Average emf over a complete cycle is zero.

Maximum current in the coil

$$I_{\max} = \frac{\epsilon_{\max}}{R} = \frac{0.603}{10} = 0.0603 \text{ A}$$

$$\text{Average power lost} = \frac{1}{2} \epsilon_{\max} \times I_{\max} = 0.018 \text{ W}$$

Source of the power is work done in rotating the coil.

### Question 7.

A horizontal straight wire 10 m long extending from east to west is falling with a speed of 5.0 m s<sup>-1</sup>, at right angles to the horizontal component of the earth's magnetic field,  $0.30 \times 10^{-4} \text{ Wb m}^{-2}$ .

(a) What is the instantaneous value of the emf induced in the wire?

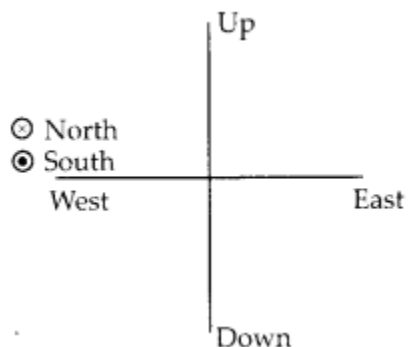
(b) What is the direction of the emf?

(c) Which end of the wire is at the higher electrical potential?

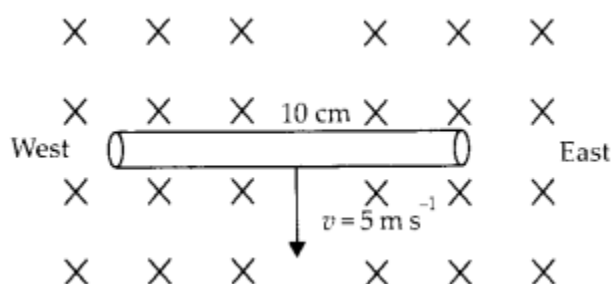
<https://www.indcareer.com/schools/ncert-solutions-for-12th-class-physics-chapter-6-electromagnetic-induction/>

### Solution:

The direction of earth's magnetic field is in the direction of geographical south to geographical north



Let us take a convenient way to represent all the directions.



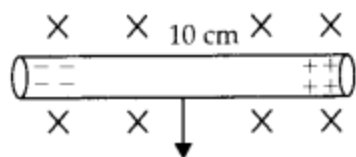
(a) Instantaneous emf  $\varepsilon = Bvl$

$$\begin{aligned}\varepsilon &= 0.3 \times 10^{-4} \times 5 \times 10 \\ &= 15 \times 10^{-4} \text{ volt} = 1.5 \text{ mV}\end{aligned}$$

(b) Direction of emf. will be west to east.

(c) West end of the wire will be charged at higher potential.

<https://www.indcareer.com/schools/ncert-solutions-for-12th-class-physics-chapter-6-electromagnetic-induction/>



### Question 8.

Current in circuit falls from 5.0 A to 0.0 A in 0.1 s. If an average emf of 200 V induced, give an estimate of the self-inductance of the circuit.

### Solution:

Let 'L' is the coefficient of self inductance, the back emf

NCERT 12th Physics Chapter 6, Class 12 Physics Chapter 6 solutions

### Question 9.

A pair of adjacent coils has a mutual inductance of 1.5 H. If the current in one coil changes from 0 to 20 A in 0.5 s, what is the change of flux linkage with the other coil?

### Solution:

Let the current changes from 0 to 20 A in coil 1 and we are looking for change of flux linked with coil 2.

$$\phi_2 = MI_1$$

$$\text{and } \Delta\phi_2 = M\Delta I_1$$

$$\Delta\phi_2 = 1.5[20 - 0] \text{ or } \Delta\phi_2 = 30 \text{ Wb}$$

### Question 10.

A jet plane is travelling towards west at a speed of 1800 km h<sup>-1</sup>. What is the voltage difference developed between the ends of the wing having a span of 25 m, if the Earth's magnetic field at the location has a magnitude of 5 × 10<sup>-4</sup> T and the dip angle is 30°.

### Solution:

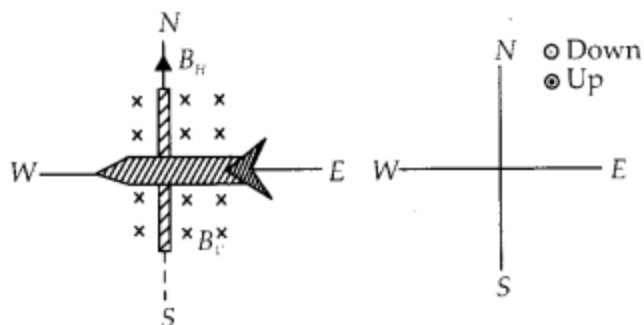
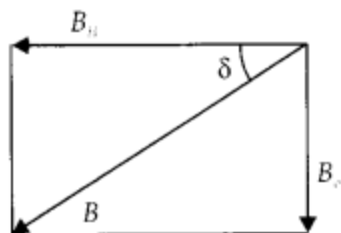
Earth magnetic field will have two components, B<sub>H</sub> and B<sub>V</sub>. It is vertical component which develop induced emf across the wing in N-S direction.

<https://www.indcareer.com/schools/ncert-solutions-for-12th-class-physics-chapter-6-electromagnetic-induction/>

$$B_v = B \sin \delta$$

$$B_v = 5 \times 10^{-4} \sin 30^\circ$$

$$B_v = 2.5 \times 10^{-4} \text{ T}$$



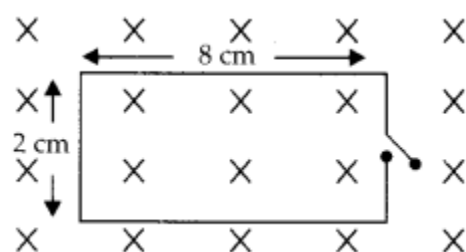
$$\text{Induced emf } \mathcal{E} = B_v v l \quad (\because 1800 \text{ km h}^{-1} = 500 \text{ m s}^{-1})$$

$$\mathcal{E} = 2.5 \times 10^{-4} \times 500 \times 25$$

$$\mathcal{E} = 3.125 \text{ V}$$

### Question 11.

Suppose the loop shown in figure is stationary but the current feeding the electromagnet that produces the magnetic field is gradually reduced so that field decreases from its initial value of 0.3 T at the rate of  $0.02 \text{ T s}^{-1}$ . If the cut is joined and the loop has a resistance of  $1.6 \Omega$ , how much power is dissipated by the loop as heat? What is the source of this power?



### Solution:

Here area is constant but the magnetic field is reducing at a constant rate.

<https://www.indcareer.com/schools/ncert-solutions-for-12th-class-physics-chapter-6-electromagnetic-induction/>

$$\frac{dB}{dt} = -(0.02) \text{ T s}^{-1}$$

Area of the loop,  $A = l \times b$

$$= 8 \times 2 \text{ cm}^2$$

$$= 16 \text{ cm}^2 = 16 \times 10^{-4} \text{ m}^2$$

Induced emf in the loop

$$\varepsilon = -\frac{d\phi}{dt} = -A \frac{dB}{dt}$$

$$\varepsilon = -16 \times 10^{-4} [-0.02] = 32 \times 10^{-6} \text{ Volt}$$

Induced current in the closed loop

$$I = \varepsilon/R = \frac{32 \times 10^{-6}}{1.6} = 20 \mu\text{A}$$

Power loop as heat  $P = I^2 R$

$$P = (20 \times 10^{-6})^2 \times 1.6 = 6.4 \times 10^{-10} \text{ W}$$

Source of the power is work done in changing magnetic field.

### Question 12.

A square loop of side 12 cm with its sides 'r' parallel to X and Y axes is moved with a velocity of 8 cm s<sup>-1</sup> in the positive x-direction in an environment containing a magnetic field in the positive z-direction. The field is neither uniform in space nor constant in time. It has a gradient of 10<sup>-3</sup> T cm<sup>-1</sup> along the negative x-direction (that is it increases by 10<sup>-3</sup> T cm<sup>-1</sup> as one moves in the negative x-direction) and it is decreasing in time at the rate of 10<sup>-3</sup> T s<sup>-1</sup>. r Determine the direction and magnitude of the induced current in the loop if its resistance is 4.50 mΩ

**Solution:**

Each side of square loop is 12 cm and magnetic field is decreasing along x direction.

<https://www.indcareer.com/schools/ncert-solutions-for-12th-class-physics-chapter-6-electromagnetic-induction/>

$$\frac{dB}{dx} = -10^{-3} \text{ T cm}^{-1} = -0.1 \text{ T m}^{-1}$$

Also the magnetic field is decreasing with time at constant rate

$$\frac{dB}{dt} = -10^{-3} \text{ T s}^{-1}$$

Induced emf and rate of change of magnetic flux due to only time variation

$$\begin{aligned}\epsilon_t &= -\frac{d\phi}{dt} = -\frac{dBA}{dt} = -A \frac{dB}{dt} \\ \epsilon_t &= -0.12 \times 0.12 [-10^{-3}] = 144 \times 10^{-7} \text{ V}\end{aligned}$$

Induced emf and rate of change of magnetic flux due to change in position.

Both the induced emf have same sign and thus adds to provide net Induced emf in the loop

$$\epsilon_{\text{net}} = \epsilon_t + \epsilon_x = 1296 \times 10^{-7} \text{ V}$$

Induced current

$$I = \frac{\epsilon_{\text{net}}}{R} = \frac{1296 \times 10^{-7}}{4.5 \times 10^{-3}} = 2.88 \times 10^{-2} \text{ A}$$

### Question 13.

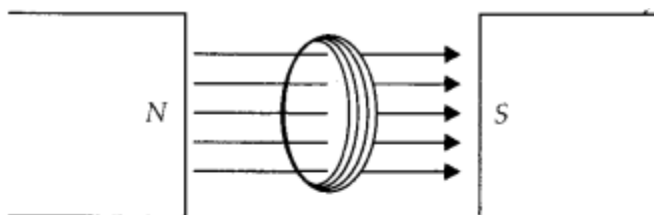
It is desired to measure the magnitude of field between the poles of a powerful loud speaker magnet. A small flat search coil of area  $2 \text{ cm}^2$  with 25 closely wound turns, is positioned normal to the field direction, and then quickly snatched out of field region. Equivalently, one can give it quick  $90^\circ$  turn to bring its plane parallel to the field

<https://www.indcareer.com/schools/ncert-solutions-for-12th-class-physics-chapter-6-electromagnetic-induction/>

direction. The total charge flown in the coil (measured by a ballistic galvanometer connected to coil) is 7.5 mC. The combined resistance of coil and the galvanometer is  $0.5 \Omega$ . Estimate the field strength of magnet.

**Solution:**

Let the magnetic field between poles of loud speaker magnet is  $B$ .



Initial flux through the coil

$$\phi_i = NBA = 25 B (2 \times 10^{-4}) = 50 \times 10^{-4} \times B \text{ Wb} \dots (i)$$

Final flux through the coil is zero. Let coil is taken out in time ' $t$ '.

Magnitude of induced emf  $\epsilon = \frac{\Delta\phi}{\Delta t}$

$$\epsilon = \frac{50 \times 10^{-4} B}{t} \dots (ii)$$

Current in the coil

$$I = \frac{\epsilon}{R} = \frac{50 \times 10^{-4} B}{0.5t} = \frac{10^{-2} B}{t} \dots (iii)$$

Total charge flowing in the coil

$$q = It$$

$$q = \frac{10^{-2} B}{t} \times t = 10^{-2} B \quad \text{or} \quad 7.5 \times 10^{-3} = 10^{-2} B$$

So, magnetic field between poles,  $B = 0.75 \text{ T}$

NCERT 12th Physics Chapter 6, Class 12 Physics Chapter 6 solutions

**Question 14.**

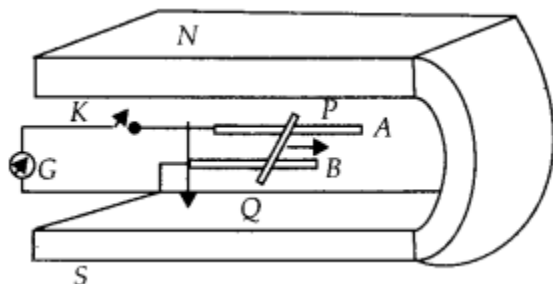
Figure shows a metal rod PQ resting on the smooth rails AB and positioned between the poles of a permanent magnet. The rails, the rod, and the magnetic field are in three mutual perpendicular directions. A galvanometer G connects the rails through a switch

<https://www.indcareer.com/schools/ncert-solutions-for-12th-class-physics-chapter-6-electromagnetic-induction/>



K. Length of the rod = 15 cm,  $B = 0.50 \text{ T}$ , resistance of the closed loop containing the rod =  $9.0 \text{ m}\Omega$ . Assume the field to be uniform.

(a) Suppose K is open and the rod is moved with a speed of  $12 \text{ cm s}^{-1}$  in the direction shown. Give the polarity and magnitude of the induced emf.



(b) Is there an excess charges built up at the ends of the rods when K is open? What if K is closed?

(c) With K open and the rod moving uniformly, there is no net force on the electrons in the rod PQ even though they do experience magnetic force due to the motion of the rod. Explain

(d) What is the retarding force on the rod when K is closed?

(e) How much power is required (by an external agent) to keep the rod moving at the same speed ( $= 12 \text{ cm s}^{-1}$ ) when K is closed? How much power is required when K is open?

(f) How much power is dissipated as heat in the closed circuit? What is the source of this power?

(g) What is the induced emf in the moving rod if the magnetic field is parallel to the rails instead of being perpendicular?

### **Solution:**

Here rails, rod and magnetic field are in three mutually perpendicular directions.

<https://www.indcareer.com/schools/ncert-solutions-for-12th-class-physics-chapter-6-electromagnetic-induction/>

(a) Switch K is open and rod moves with speed of  $12 \text{ cm}^{-1}$  three mutually perpendicular directions. Induced emf/motional emf

$$\varepsilon = Blv \quad \varepsilon = 0.5 \times 12 \times 10^{-2} \times 15 \times 10^{-2} = 9 \text{ mV}$$

(b) When the K is open, upper end of the rod become positively charge, and lower end become negatively charged.

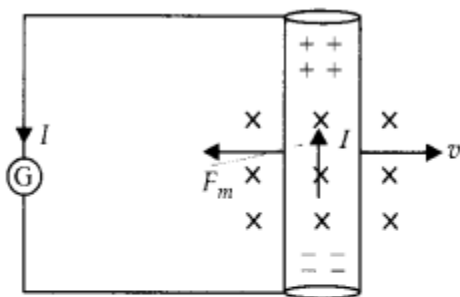
When the K is closed the charge flows in closed circuit but the excess charge is maintained by the flow of charge in the moving rod under magnetic force.

(c) In the state when K is open very soon a stage is reached when force due to electric field which is due to potential difference induced balances the magnetic force on electrons.  $eE = Bev$

$$e \frac{V}{l} = Bev$$

Motional emf  $V = Blv$ .

(d) When the key is closed the current flows in a loop and the current carrying wire experience a retarding force in the magnetic field.



$$F_m = Il$$

$$\text{where } I = \frac{Blv}{R} = \frac{9 \times 10^{-3}}{9 \times 10^{-3}} = 1 \text{ A}$$

$$F_m = 1 \times 0.5 \times 15 \times 10^{-2} = 0.075 \text{ N}$$

<https://www.indcareer.com/schools/ncert-solutions-for-12th-class-physics-chapter-6-electromagnetic-induction/>

(e) To keep the rod moving in closed circuit at constant speed the force required is

when key K is open, no current flows and hence no retarding force, so no power is required to move at constant speed.

(f) Power lost in closed circuit due to flow of current

$$P = I^2 R = (1)^2 \times 9 \times 10^{-3} = 9 \text{ mW}$$

Power provided by external force to move the rod at constant speed is the source of this power lost.

(g) If B is parallel to rails, the induced/ motional emf will be zero.

#### **Question 15.**

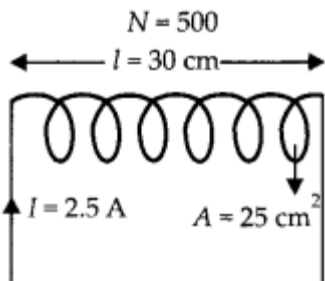
An air cored solenoid with length 30 cm, area of cross-section  $25 \text{ cm}^2$  and number of turns 500, carries a current of 2.5 A. The current is suddenly switched off in a brief time of  $10^{-3} \text{ s}$ . How much is the average back emf induced across the ends of the open switch in the circuit? Ignore the variation in magnetic field near the ends of the solenoid.

#### **Solution:**

Magnetic field inside solenoid

$$B = \frac{\mu_0 NI}{l}$$

Flux linked with solenoid

$$\phi_i = BAN = \frac{\mu_0 N^2 AI}{l}$$


Initial flux,

$$\phi_i = \frac{4\pi \times 10^{-7} \times (500)^2 \times 25 \times 10^{-4} \times 2.5}{30 \times 10^{-2}} \text{ Wb}$$

$$\phi_i = 6.54 \times 10^{-3} \text{ Wb}$$

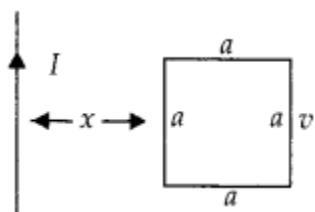
Final flux,  $\phi_f = 0$  [ $I = 0$ ]

Average back emf

$$e_{av} = -\frac{(\phi_f - \phi_i)}{t} = -\left[ \frac{0 - 6.54 \times 10^{-3}}{10^{-3}} \right] = 6.54 \text{ V}$$

### Question 16.

(a) Obtain an expression for mutual inductance, between a long straight wire and a square loop of side 'a' as shown in figure.

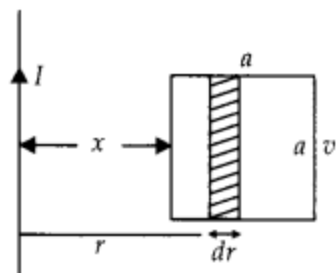


(b) Now assume that straight wire carries a current of 50 A and the loop is moved to the right with a constant velocity,  $v = 10 \text{ m s}^{-1}$ . Calculate the induced emf in the loop at the instant when  $x = 0.2 \text{ m}$ . Take  $a = 0.1 \text{ m}$  and assume that loop has a large resistance.

**Solution:**

(a) As the magnetic field will be variable with distance from long straight wire, so the flux through square loop can be calculated by integration.

<https://www.indcareer.com/schools/ncert-solutions-for-12th-class-physics-chapter-6-electromagnetic-induction/>



Let us assume a width 'dr' of the square loop at a distance 'r' from straight wire

$$B = \frac{\mu_0}{4\pi} \frac{2I}{r}$$

$$\phi = B \cdot A dr = \frac{\mu_0}{4\pi} \frac{2I}{r} a dr$$

Total flux associated with square loop

$$\phi = \int d\phi = \frac{\mu_0}{4\pi} 2Ia \int_x^{x+a} \frac{dr}{r}$$

$$\text{or } \phi = \frac{\mu_0}{4\pi} 2Ia [\log_e r]_x^{x+a}$$

$$\phi = \frac{\mu_0}{4\pi} 2Ia \left[ \log_e \frac{x+a}{x} \right]$$

$$\text{or } \phi = \frac{\mu_0 Ia}{2\pi} \log_e (1 + a/x)$$

(b) The square loop is moving right with a constant speed v, the instantaneous flux can be taken as

<https://www.indcareer.com/schools/ncert-solutions-for-12th-class-physics-chapter-6-electromagnetic-induction/>

$$\phi = \frac{\mu_0 I a}{2\pi} \log_e(1 + a/x)$$

$$\text{Induced emf, } \varepsilon = - \frac{d\phi}{dt} = - \frac{d\phi}{dx} \frac{dx}{dt} = - v \frac{d\phi}{dx}$$

$$\varepsilon = - \frac{\mu_0 I a v}{2\pi} \frac{d(\log_e(1 + a/x))}{dx}$$

$$\varepsilon = - \frac{\mu_0 I a v}{2\pi} \frac{1}{\left(1 + \frac{a}{x}\right)} \left[-a/x^2\right]$$

$$\text{or } \varepsilon = \frac{\mu_0}{2\pi} \frac{a^2 v}{x(x+a)} I$$

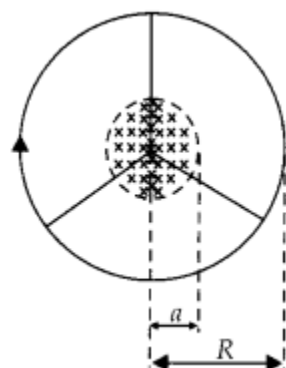
$$\text{or } \varepsilon = 2 \times 10^{-7} \frac{[0.1]^2 \times 10 \times 50}{0.2[0.2+0.1]} = 1.67 \times 10^{-5} \text{ V}$$

### Question 17.

A line charge  $\lambda$  per unit length is lodged uniformly onto the rim of a wheel of mass  $M$  and radius  $R$ . The wheel has light non-conducting spokes and is free to rotate without friction about its axis. A uniform magnetic field extends over a circular region within the rim.

$$\vec{B} = -B_0 \hat{k} \quad (< a; a < R)$$

It is given by = 0 (otherwise) What is the angular velocity of the wheel after the field is suddenly switched off?



<https://www.indcareer.com/schools/ncert-solutions-for-12th-class-physics-chapter-6-electromagnetic-induction/>

**Solution:**

According to Faraday's law of electromagnetic induction the induced emf is

$$\varepsilon = -\frac{d\phi}{dt}$$

Thus a relation between electric field and rate of change of flux can be established,

$$\varepsilon = -\int \vec{E} \cdot d\vec{l} = -\frac{d\phi}{dt}$$

E exist along circumference of radius 'a' due to change in magnetic flux.

$$E \int dl = -\frac{d}{dt}(\pi a^2 B), \quad E \times 2\pi a = -\pi a^2 \frac{dB}{dt}$$

$$E = -\frac{a}{2} \frac{dB}{dt} \quad \dots(i)$$

Linear charge density on rim is  $\lambda$ . So, total charge on rim  $Q = \lambda 2\pi a$  ... (ii) Electric Force on the charge

$$F = QE = -\pi a^2 \lambda \frac{dB}{dt}$$

$$m \frac{dv}{dt} = -\pi a^2 \lambda \frac{dB}{dt}$$

In terms of angular velocity  $v = R\omega$

$$m \frac{d}{dt}(R\omega) = -\pi a^2 \lambda \frac{dB}{dt}$$

$$mR d\omega = -\pi a^2 \lambda dB$$

$$d\omega = -\frac{\pi a^2 \lambda}{mR} dB$$

Integrating both sides

$$\omega = -\frac{\pi a^2 \lambda B}{mR}$$

As direction of angular velocity is along axis.

$$\vec{\omega} = -\frac{\lambda a^2 \pi}{mR} B \hat{k}$$





# Chapterwise NCERT Solutions for Class 12 Physics :

- Chapter 1: Electric Charges and Fields
- Chapter-2: Electrostatic Potential and Capacitance
- Chapter 3: Current Electricity
- Chapter 4: Moving Charges and Magnetism
- Chapter 5: Magnetism and Matter
- Chapter 6: Electromagnetic Induction
- Chapter 7: Alternating Current
- Chapter 8: Electromagnetic Waves
- Chapter 9: Ray Optics And Optical Instruments
- Chapter 10: Wave Optics
- Chapter 11: Dual Nature Of Radiation And Matter
- Chapter 12: Atoms
- Chapter 13: Nuclei
- Chapter 14: Semiconductor Electronics Materials Devices And Simple Circuit
- Chapter 15: Communication Systems

<https://www.indcareer.com/schools/ncert-solutions-for-12th-class-physics-chapter-6-electromagnetic-induction/>

# About NCERT

The National Council of Educational Research and Training is an autonomous organization of the Government of India which was established in 1961 as a literary, scientific, and charitable Society under the Societies Registration Act. The major objectives of NCERT and its constituent units are to: undertake, promote and coordinate research in areas related to school education; prepare and publish model textbooks, supplementary material, newsletters, journals and develop educational kits, multimedia digital materials, etc. Organise pre-service and in-service training of teachers; develop and disseminate innovative educational techniques and practices; collaborate and network with state educational departments, universities, NGOs and other educational institutions; act as a clearing house for ideas and information in matters related to school education; and act as a nodal agency for achieving the goals of Universalisation of Elementary Education. In addition to research, development, training, extension, publication and dissemination activities, NCERT is an implementation agency for bilateral cultural exchange programmes with other countries in the field of school education. Its headquarters are located at Sri Aurobindo Marg in New Delhi. [Visit the Official NCERT website](#) to learn more.

<https://www.indcareer.com/schools/ncert-solutions-for-12th-class-physics-chapter-6-electromagnetic-induction/>