



एन सी ई आर टी
NCERT

NCERT

National Council Of Educational Research
And Training

NCERT Solutions for Class 10 Science Chapter 12 - Electricity



IndCareer
Schools



indCareer



indCareer



indCareer

NCERT Solutions for Class 10 Science: Chapter 12 - Electricity

Class 10: Science Chapter 12 solutions. Complete Class 10 Science Chapter 12 Notes.

NCERT Solutions for Class 10 Science: Chapter 12 - Electricity

NCERT 10th Science Chapter 12, class 10 Science Chapter 12 solutions

Page No: 200

1. What does an electric circuit mean?

Answer

<https://www.indcareer.com/schools/ncert-solutions-for-class-10-science-chapter-12-electricity/>

A continuous and closed path of an electric current is called an electric circuit. An electric circuit consists of electric devices, source of electricity and wires that are connected with the help of a switch.

2. Define the unit of current.

Answer

The unit of electric current is ampere (A). 1 A is defined as the flow of 1 C of charge through a wire in 1 s.

3. Calculate the number of electrons constituting one coulomb of charge.

Answer

One electron possesses a charge of $1.6 \times 10^{-19}\text{C}$, i.e., $1.6 \times 10^{-19}\text{C}$ of charge is contained in 1 electron.

\therefore 1 C of charge is contained in $1/1.6 \times 10^{-19} = 6.25 \times 10^{18} = 6 \times 10^{18}$

Therefore, 6×10^{18} electrons constitute one coulomb of charge.

Page No: 202

1. Name a device that helps to maintain a potential difference across a conductor.

Answer

Any source of electricity like battery, cell, power supply, etc. helps to maintain a potential difference across a conductor.

2. What is meant by saying that the potential difference between two points is 1 V?

Answer

<https://www.indcareer.com/schools/ncert-solutions-for-class-10-science-chapter-12-electricity/>

If 1 J of work is required to move a charge of amount 1 C from one point to another, then it is said that the potential difference between the two points is 1 V.

3. How much energy is given to each coulomb of charge passing through a 6 V battery?

Answer

The energy given to each coulomb of charge is equal to the amount of work which is done in moving it.

Now we know that,

Potential difference = Work Done/Charge

∴ Work done = Potential difference × charge

Where, Charge = 1 C and Potential difference = 6 V

∴ Work done = 6×1

= 6 Joule.

Page No: 209

1. On what factors does the resistance of a conductor depend?

Answer

The resistance of a conductor depends upon the following factors:

→ Length of the conductor

→ Cross-sectional area of the conductor

→ Material of the conductor

<https://www.indcareer.com/schools/ncert-solutions-for-class-10-science-chapter-12-electricity/>

→ Temperature of the conductor

2. Will current flow more easily through a thick wire or a thin wire of the same material, when connected to the same source? Why?

Answer

The current will flow more easily through thick wire. It is because the resistance of a

conductor is inversely proportional to its area of cross - section. If thicker the wire, less is resistance and hence more easily the current flows.

NCERT 10th Science Chapter 12, class 10 Science Chapter 12 solutions

3. Let the resistance of an electrical component remains constant while the potential difference across the two ends of the component decreases to half of its former value. What change will occur in the current through it?

Answer

According to Ohm's law

$$V = IR$$

$$\Rightarrow I = V/R \dots \quad (1)$$

Now Potential difference is decreased to half

∴ New potential difference $V' = V/2$

Resistance remains constant

So the new current $I' = V'/R$

$$= (V/2)/R$$

<https://www.indcareer.com/schools/ncert-solutions-for-class-10-science-chapter-12-electricity/>

$$= (1/2) (V/R)$$

$$= (1/2) I = I/2$$

Therefore, the amount of current flowing through the electrical component is reduced by half.

4. Why are coils of electric toasters and electric irons made of an alloy rather than a pure metal?

Answer

The resistivity of an alloy is higher than the pure metal. Moreover, at high temperatures, the alloys do not melt readily. Hence, the coils of heating appliances such as electric toasters and electric irons are made of an alloy rather than a pure metal.

5. Use the data in Table 12.2 to answer the following -

Table 12.2 Electrical resistivity of some substances at 20°C

	Material	Resistivity (Ω m)
Conductors	Silver	1.60×10^{-8}
Copper		1.62×10^{-8}
Aluminium		2.63×10^{-8}
Tungsten		5.20×10^{-8}
Nickel		6.84×10^{-8}
Iron		10.0×10^{-8}
Chromium		12.9×10^{-8}

<https://www.indcareer.com/schools/ncert-solutions-for-class-10-science-chapter-12-electricity/>

Mercury	94.0×10^{-8}	
Manganese	1.84×10^{-6}	
Constantan (alloy of Cu and Ni)	49×10^{-6}	
Alloys	Manganin (alloy of Cu, Mn and Ni)	44×10^{-6}
Nichrome (alloy of Ni, Cr, Mn and Fe)	100×10^{-6}	
Glass	$10^{10} - 10^{14}$	
Insulators	Hard rubber	$10^{13} - 10^{16}$
Ebonite	$10^{15} - 10^{17}$	
Diamond	$10^{12} - 10^{13}$	
Paper (dry)	10^{12}	

Answer

(a) Resistivity of iron = $10.0 \times 10^{-8} \Omega$

Resistivity of mercury = $94.0 \times 10^{-8} \Omega$

Resistivity of mercury is more than that of iron. This implies that iron is a better conductor than mercury.

(b) It can be observed from Table 12.2 that the resistivity of silver is the lowest among the listed materials. Hence, it is the best conductor.

NCERT 10th Science Chapter 12, class 10 Science Chapter 12 solutions

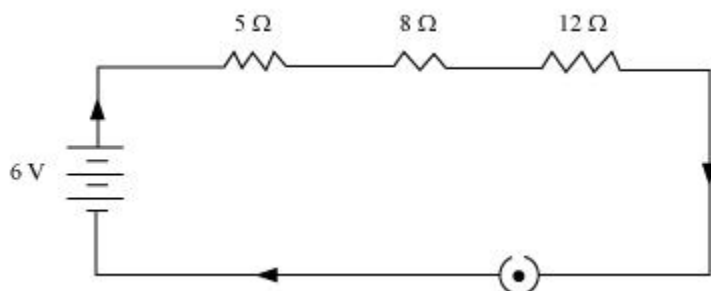
<https://www.indcareer.com/schools/ncert-solutions-for-class-10-science-chapter-12-electricity/>

Page No: 213

1. Draw a schematic diagram of a circuit consisting of a battery of three cells of 2 V each, a 5 Ω resistor, an 8 Ω resistor, and a 12 Ω resistor, and a plug key, all connected in series.

Answer

Three cells of potential 2 V, each connected in series therefore the potential difference of the battery will be $2\text{ V} + 2\text{ V} + 2\text{ V} = 6\text{ V}$. The following circuit diagram shows three resistors of resistances 5 Ω , 8 Ω and 12 Ω respectively connected in series and a battery of potential 6 V and a plug key which is closed means the current is flowing in the circuit.

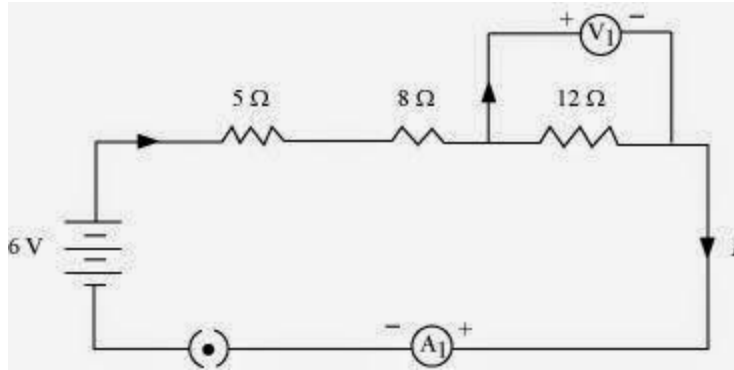


2. Redraw the circuit of question 1, putting in an ammeter to measure the current through the resistors and a voltmeter to measure potential difference across the 12 Ω resistor. What would be the readings in the ammeter and the voltmeter?

Answer

An ammeter should be connected in the circuit in series with the resistors. To measure the potential difference across the resistor it should be connected in parallel, as shown in the following figure.

<https://www.indcareer.com/schools/ncert-solutions-for-class-10-science-chapter-12-electricity/>



The resistances are connected in series.

Ohm's law can be used to obtain the readings of ammeter and voltmeter. According to Ohm's law,

$$V = IR,$$

Where,

Potential difference, $V = 6 \text{ V}$

Current flowing through the circuit/resistors = I

Resistance of the circuit, $R = 5 + 8 + 12 = 25\Omega$

$$I = V/R = 6/25 = 0.24 \text{ A}$$

Potential difference across 12Ω resistor = V_1

Current flowing through the 12Ω resistor, $I = 0.24 \text{ A}$

Therefore, using Ohm's law, we obtain

$$V_1 = IR = 0.24 \times 12 = 2.88 \text{ V}$$

Therefore, the reading of the ammeter will be 0.24 A .

The reading of the voltmeter will be 2.88 V .

<https://www.indcareer.com/schools/ncert-solutions-for-class-10-science-chapter-12-electricity/>

1. Judge the equivalent resistance when the following are connected in parallel – (a) $1\ \Omega$ and $10^6\ \Omega$, (b) $1\ \Omega$ and $10^3\ \Omega$ and $10^6\ \Omega$.

Answer

(a) When $1\ \Omega$ and $10^6\ \Omega$ are connected in parallel:

Let R be the equivalent resistance.

$$\therefore \frac{1}{R} = \frac{1}{1} + \frac{1}{10^6}$$
$$R = \frac{10^6}{1 + 10^6} \approx \frac{10^6}{10^6} = 1\ \Omega$$

Therefore, equivalent resistance $\approx 1\ \Omega$

(b) When $1\ \Omega$, $10^3\ \Omega$ and $10^6\ \Omega$ are connected in parallel:

Let R be the equivalent resistance.

$$\frac{1}{R} = \frac{1}{1} + \frac{1}{10^3} + \frac{1}{10^6} = \frac{10^6 + 10^3 + 1}{10^6}$$
$$R = \frac{1000000}{1001001} = 0.999\ \Omega$$

Therefore, equivalent resistance = $0.999\ \Omega$

2. An electric lamp of $100\ \Omega$, a toaster of resistance $50\ \Omega$, and a water filter of resistance $500\ \Omega$ are connected in parallel to a $220\ \text{V}$ source. What is the resistance of an electric iron connected to the same source that takes as much current as all three appliances, and what is the current through it?

<https://www.indcareer.com/schools/ncert-solutions-for-class-10-science-chapter-12-electricity/>

Answer

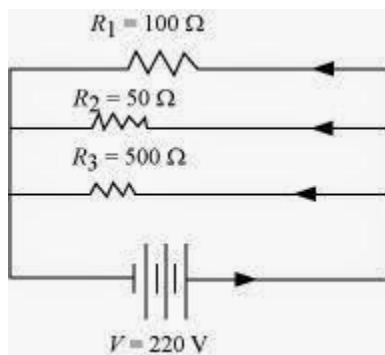
Resistance of electric lamp, $R_1 = 100 \Omega$

Resistance of toaster, $R_2 = 50 \Omega$

Resistance of water filter, $R_3 = 500 \Omega$

Potential difference of the source, $V = 220 V$

These are connected in parallel, as shown in the following figure.



Let R be the equivalent resistance of the circuit.

$$\frac{1}{R} = \frac{1}{R_1} + \frac{1}{R_2} + \frac{1}{R_3} = \frac{1}{100} + \frac{1}{50} + \frac{1}{500}$$

According to Ohm's law,

$$V = IR$$

$$I = \frac{V}{R}$$

Where,

Current flowing through the circuit = I

$$I = \frac{220}{\frac{500}{16}} = \frac{220/16}{50} = 7.04 \text{ A}$$

7.04 A of current is drawn by all the three given appliances.

Therefore, current drawn by an electric iron connected to the same source of potential 220 V = 7.04 A

Let R' be the resistance of the electric iron. According to Ohm's law,

$$V = IR'$$

$$R' = \frac{V}{I} = \frac{220}{7.04} = 31.25 \Omega$$

Therefore, the resistance of the electric iron is 31.25 Ω and the current flowing through it is 7.04 A.

3. What are the advantages of connecting electrical devices in parallel with the battery instead of connecting them in series?

Answer

There is no division of voltage among the appliances when connected in parallel. The potential difference across each appliance is equal to the supplied voltage.

The total effective resistance of the circuit can be reduced by connecting electrical appliances in parallel.

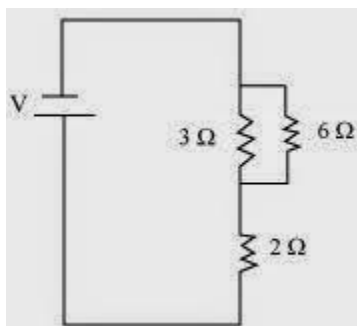
<https://www.indcareer.com/schools/ncert-solutions-for-class-10-science-chapter-12-electricity/>

4. How can three resistors of resistances $2\ \Omega$, $3\ \Omega$ and $6\ \Omega$ be connected to give a total resistance of (a) $4\ \Omega$, (b) $1\ \Omega$?

Answer

There are three resistors of resistances $2\ \Omega$, $3\ \Omega$, and $6\ \Omega$ respectively.

(a) The following circuit diagram shows the connection of the three resistors.



Here, $6\ \Omega$ and $3\ \Omega$ resistors are connected in parallel.

Therefore, their equivalent resistance will be given by

$$\frac{1}{\frac{1}{6} + \frac{1}{3}} = \frac{6 \times 3}{6 + 3} = 2\ \Omega$$

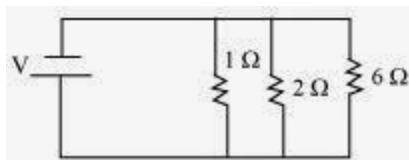
This equivalent resistor of resistance $2\ \Omega$ is connected to a $2\ \Omega$ resistor in series.

Therefore, the equivalent resistance of the circuit = $2\ \Omega + 2\ \Omega = 4\ \Omega$

Hence the total resistance of the circuit is $4\ \Omega$.

(b) The following circuit diagram shows the connection of the three resistors.

<https://www.indcareer.com/schools/ncert-solutions-for-class-10-science-chapter-12-electricity/>



All the resistors are connected in series. Therefore, their equivalent resistance will be given as

$$\frac{1}{\frac{1}{2} + \frac{1}{3} + \frac{1}{6}} = \frac{1}{\frac{3+2+1}{6}} = \frac{6}{6} = 1 \Omega$$

Therefore, the total resistance of the circuit is 1 Ω.

5. What is (a) the highest, (b) the lowest total resistance that can be secured by combinations of four coils of resistance 4 Ω, 8 Ω, 12 Ω, 24 Ω?

Answer

There are four coils of resistances 4 Ω, 8 Ω, 12 Ω and 24 Ω respectively.

(a) If these coils are connected in series, then the equivalent resistance will be the highest, given by the sum $4 + 8 + 12 + 24 = 48 \Omega$

(b) If these coils are connected in parallel, then the equivalent resistance will be the lowest, given by

$$\frac{1}{\frac{1}{4} + \frac{1}{8} + \frac{1}{12} + \frac{1}{24}} = \frac{1}{\frac{6+3+2+1}{24}} = \frac{24}{12} = 2 \Omega$$

Therefore, 2 Ω is the lowest total resistance.

NCERT 10th Science Chapter 12, class 10 Science Chapter 12 solutions

Page No: 218

<https://www.indcareer.com/schools/ncert-solutions-for-class-10-science-chapter-12-electricity/>

1. Why does the cord of an electric heater not glow while the heating element does?

Answer

The heating element of the heater is made up of alloy which has very high resistance so when current flows through the heating element, it becomes too hot and glows red. But the resistance of cord which is usually of copper or aluminium is very low so it does not glow.

2. Compute the heat generated while transferring 96000 coulomb of charge in one hour through a potential difference of 50 V.

Given Charge, $Q = 96000\text{C}$

Time, $t = 1\text{hr} = 60 \times 60 = 3600\text{s}$

Potential difference, $V = 50\text{volts}$

Now we know that $H = VIt$

So we have to calculate I first

As $I = Q/t$

$\therefore I = 96000/3600 = 80/3\text{ A}$

$$H = 50 \times \frac{80}{3} \times 60 \times 60 = 4.8 \times 10^6\text{ J}$$

Therefore, the heat generated is $4.8 \times 10^6\text{ J}$.

3. An electric iron of resistance $20\ \Omega$ takes a current of 5 A . Calculate the heat developed in 30 s .

Answer

<https://www.indcareer.com/schools/ncert-solutions-for-class-10-science-chapter-12-electricity/>

The amount of heat (H) produced is given by the joule's law of heating as $H = VIt$

Where,

Current, $I = 5 \text{ A}$

Time, $t = 30 \text{ s}$

Voltage, $V = \text{Current} \times \text{Resistance} = 5 \times 20 = 100 \text{ V}$

$H = 100 \times 5 \times 30 = 1.5 \times 10^4 \text{ J}$.

Therefore, the amount of heat developed in the electric iron is $1.5 \times 10^4 \text{ J}$.

NCERT 10th Science Chapter 12, class 10 Science Chapter 12 solutions

Page No: 220

1. What determines the rate at which energy is delivered by a current?

Answer

The rate of consumption of electric energy in an electric appliance is called electric power. Hence, the rate at which energy is delivered by a current is the power of the appliance.

2. An electric motor takes 5 A from a 220 V line. Determine the power of the motor and the energy consumed in 2 h.

Answer

Power (P) is given by the expression, $P = VI$

Where,

Voltage, $V = 220 \text{ V}$

Current, $I = 5 \text{ A}$

<https://www.indcareer.com/schools/ncert-solutions-for-class-10-science-chapter-12-electricity/>

$$P = 220 \times 5 = 1100 \text{ W}$$

Energy consumed by the motor = Pt

Where,

$$\text{Time, } t = 2 \text{ h} = 2 \times 60 \times 60 = 7200 \text{ s}$$

$$\therefore P = 1100 \times 7200 = 7.92 \times 10^6 \text{ J}$$

Therefore, power of the motor = 1100 W

Energy consumed by the motor = $7.92 \times 10^6 \text{ J}$

NCERT Solutions for Class 10 Science Chapter 12 - Electricity Exercise

Exercise

1. A piece of wire of resistance R is cut into five equal parts. These parts are then connected in parallel. If the equivalent resistance of this combination is R' , then the ratio R/R' is -(a) $1/25$

(b) $1/5$

(c) 5

(d) 25

► (d) 25

2. Which of the following terms does not represent electrical power in a circuit?

(a) I^2R

(b) IR^2

(c) VI

<https://www.indcareer.com/schools/ncert-solutions-for-class-10-science-chapter-12-electricity/>

(d) V^2/R

▶ (b) IR^2

3. An electric bulb is rated 220 V and 100 W. When it is operated on 110 V, the power consumed will be -

(a) 100 W

(b) 75 W

(c) 50 W

(d) 25 W

▶ (d) 25 W

4. Two conducting wires of the same material and of equal lengths and equal diameters are first connected in series and then parallel in a circuit across the same potential difference. The ratio of heat produced in series and parallel combinations would be -

(a) 1:2

(b) 2:1

(c) 1:4

(d) 4:1

▶ (c) 1:4

5. How is a voltmeter connected in the circuit to measure the potential difference between two points?

Answer

<https://www.indcareer.com/schools/ncert-solutions-for-class-10-science-chapter-12-electricity/>

To measure the potential difference between two points, a voltmeter should be connected in parallel to the points.

NCERT 10th Science Chapter 12, class 10 Science Chapter 12 solutions

6. A copper wire has diameter 0.5 mm and resistivity of $1.6 \times 10^{-8} \Omega \text{ m}$. What will be the length of this wire to make its resistance 10Ω ? How much does the resistance change if the diameter is doubled?

Answer

Area of cross-section of the wire, $A = \pi (d/2)^2$

Diameter = 0.5 mm = 0.0005 m

Resistance, $R = 10 \Omega$

We know that

$$R = \rho \frac{l}{A}$$

$$l = \frac{RA}{\rho}$$

$$= \frac{10 \times 3.14 \times \left(\frac{0.0005}{2}\right)^2}{1.6 \times 10^{-8}}$$

$$= \frac{10 \times 3.14 \times 25}{4 \times 1.6} = 122.72 \text{ m}$$

∴ length of the wire = 122.72m

If the diameter of the wire is doubled, new diameter = $2 \times 0.5 = 1 \text{ mm} = 0.001 \text{ m}$

Let new resistance be R'

$$R' = \rho \frac{l}{A}$$

$$= \frac{1.6 \times 10^{-8} \times 122.72}{\pi \left(\frac{1}{2} \times 10^{-3}\right)^2}$$

$$= \frac{1.6 \times 10^{-8} \times 122.72 \times 4}{3.14 \times 10^{-6}}$$

$$= 250.2 \times 10^{-2} = 2.5 \Omega$$

Therefore, the length of the wire is 122.7 m and the new resistance is 2.5 Ω .

7. The values of current I flowing in a given resistor for the corresponding values of potential difference V across the resistor are given below –

I	0.	1.	2.	3.0	4.0
(amperes)	5	0	0		
)					

V (volts)	1.	3.	6.	10.	13.
	6	4	7	2	2

<https://www.indcareer.com/schools/ncert-solutions-for-class-10-science-chapter-12-electricity/>

Plot a graph between V and I and calculate the resistance of that resistor.

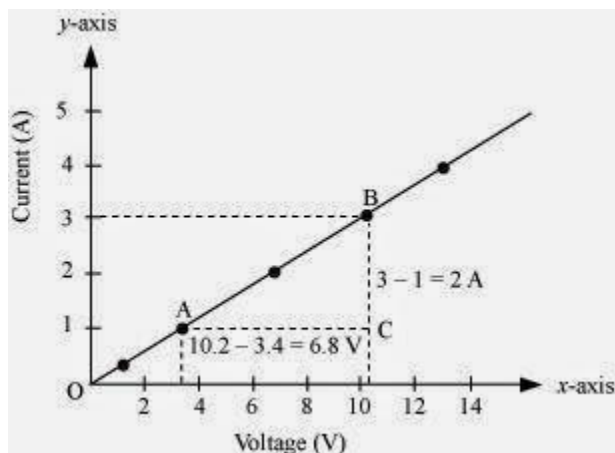
Answer

The plot between voltage and current is called IV characteristic. The voltage is plotted on x -axis and current is plotted on y -axis. The values of the current for different values of the voltage are shown in the given table.

V (volts)	1.	3.	6.	10.	13.
	6	4	7	2	2

I	0.	1.	2.	3.0	4.0
(amperes	5	0	0		
)					

The IV characteristic of the given resistor is plotted in the following figure.



The slope of the line gives the value of resistance (R) as,

$$\text{Slope} = 1/R = BC/AC = 2/6.8$$

$$R = 6.8/2 = 3.4 \Omega$$

Therefore, the resistance of the resistor is 3.4Ω .

<https://www.indcareer.com/schools/ncert-solutions-for-class-10-science-chapter-12-electricity/>

8. When a 12 V battery is connected across an unknown resistor, there is a current of 2.5 mA in the circuit. Find the value of the resistance of the resistor.

Answer

Resistance (R) of a resistor is given by Ohm's law as, $V = IR$

$$R = V/I$$

Where,

Potential difference, $V = 12 \text{ V}$

Current in the circuit, $I = 2.5 \text{ mA} = 2.5 \times 10^{-3} \text{ A}$

$$R = \frac{12}{2.5 \times 10^{-3}} = 4.8 \times 10^3 \Omega = 4.8 \text{ k}\Omega$$

Therefore, the resistance of the resistor is 4.8 k Ω

9. A battery of 9 V is connected in series with resistors of 0.2 Ω , 0.3 Ω , 0.4 Ω , 0.5 Ω and 12 Ω , respectively. How much current would flow through the 12 Ω resistor?

Answer

There is no current division occurring in a series circuit. Current flow through the component is the same, given by Ohm's law as

$$V = IR$$

$$I = V/R$$

Where,

<https://www.indcareer.com/schools/ncert-solutions-for-class-10-science-chapter-12-electricity/>

R is the equivalent resistance of resistances 0.2Ω , 0.3Ω , 0.4Ω , 0.5Ω and 12Ω . These are connected in series. Hence, the sum of the resistances will give the value of R .

$$R = 0.2 + 0.3 + 0.4 + 0.5 + 12 = 13.4 \Omega$$

Potential difference, $V = 9 \text{ V}$

$$I = 9/13.4 = 0.671 \text{ A}$$

Therefore, the current that would flow through the 12Ω resistor is 0.671 A .

10. How many 176Ω resistors (in parallel) are required to carry 5 A on a 220 V line?

Answer

For x number of resistors of resistance 176Ω , the equivalent resistance of the resistors connected in parallel is given by Ohm's law as $V = IR$

$$R = V/I$$

Where,

Supply voltage, $V = 220 \text{ V}$

Current, $I = 5 \text{ A}$

Equivalent resistance of the combination = R , given as

$$\frac{1}{R} = x \times \left(\frac{1}{176}\right)$$

$$R = \frac{176}{x}$$

From Ohm's law,

$$\frac{V}{I} = \frac{176}{x}$$

$$x = \frac{176 \times I}{V} = \frac{176 \times 5}{220} = 4$$

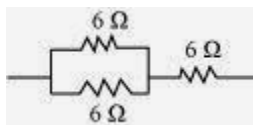
Therefore, four resistors of 176Ω are required to draw the given amount of current.

11. Show how you would connect three resistors, each of resistance 6Ω , so that the combination has a resistance of (i) 9Ω , (ii) 4Ω .

Answer

If we connect the resistors in series, then the equivalent resistance will be the sum of the resistors, i.e., $6 \Omega + 6 \Omega + 6 \Omega = 18 \Omega$, which is not desired. If we connect the resistors in parallel, then the equivalent resistance will be $6/2 = 3 \Omega$ is also not desired. Hence, we should either connect the two resistors in series or parallel.

(a) Two resistor in parallel



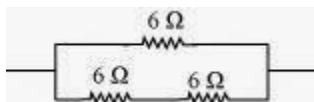
Two 6Ω resistors are connected in parallel. Their equivalent resistance will be

<https://www.indcareer.com/schools/ncert-solutions-for-class-10-science-chapter-12-electricity/>

$$\frac{1}{\frac{1}{6} + \frac{1}{6}} = \frac{6 \times 6}{6 + 6} = 3 \Omega$$

The third 6Ω resistor is in series with 3Ω . Hence, the equivalent resistance of the circuit is $6 \Omega + 3 \Omega = 9 \Omega$.

(b) Two resistor in series



Two 6Ω resistors are in series. Their equivalent resistance will be the sum $6 + 6 = 12 \Omega$.

The third 6Ω resistor is in parallel with 12Ω . Hence, equivalent resistance will be

$$\frac{1}{\frac{1}{12} + \frac{1}{6}} = \frac{12 \times 6}{12 + 6} = 4 \Omega$$

Therefore, the total resistance is 4Ω .

12. Several electric bulbs designed to be used on a 220 V electric supply line, are rated 10 W . How many lamps can be connected in parallel with each other across the two wires of 220 V line if the maximum allowable current is 5 A ?

Answer

Resistance R_1 of the bulb is given by the expression,

Supply voltage, $V = 220 \text{ V}$

Maximum allowable current, $I = 5 \text{ A}$

Rating of an electric bulb $P = 10 \text{ watts}$

<https://www.indcareer.com/schools/ncert-solutions-for-class-10-science-chapter-12-electricity/>

Because $R = V^2/P$

$$R_1 = \frac{(220)^2}{10} = 4840 \Omega$$

According to Ohm's law,

$$V = IR$$

Let R is the total resistance of the circuit for x number of electric bulbs

$$R = V/I \\ = \frac{220}{5} = 44 \Omega$$

Resistance of each electric bulb, $R_1 = 4840 \Omega$

$$\frac{1}{R} = \frac{1}{R_1} + \frac{1}{R_2} + \dots \text{ upto } x \text{ times.}$$

$$\frac{1}{R} = \frac{1}{R_1} \times x$$

$$x = \frac{R_1}{R} = \frac{4840}{44} = 110$$

∴ Number of electric bulbs connected in parallel are 110.

13. A hot plate of an electric oven connected to a 220 V line has two resistance coils A and B, each of 24 Ω resistances, which may be used separately, in series, or in parallel. What are the currents in the three cases?

Answer

Supply voltage, $V = 220 \text{ V}$

Resistance of one coil, $R = 24 \Omega$

(i) Coils are used separately

According to Ohm's law,

$$V = I_1 R_1$$

<https://www.indcareer.com/schools/ncert-solutions-for-class-10-science-chapter-12-electricity/>

Where,

I_1 is the current flowing through the coil

$$I_1 = V/R_1 = 220/24 = 9.166 \text{ A}$$

Therefore, 9.16 A current will flow through the coil when used separately.

(ii) Coils are connected in series

$$\text{Total resistance, } R_2 = 24 \Omega + 24 \Omega = 48 \Omega$$

$$\text{According to Ohm's law, } V = I_2 R_2$$

Where,

I_2 is the current flowing through the series circuit

$$I_2 = V/R_2 = 220/48 = 4.58 \text{ A}$$

Therefore, 4.58 A current will flow through the circuit when the coils are connected in series.

(iii) Coils are connected in parallel

Total resistance, R_3 is given as =

$$\frac{1}{\frac{1}{24} + \frac{1}{24}} = \frac{24}{2} = 12 \Omega$$

According to Ohm's law,

$$V = I_3 R_3$$

Where,

$$I_3 \text{ is the current flowing through the circuit } I_3 = V/R_3 = 220/12 = 18.33 \text{ A}$$

<https://www.indcareer.com/schools/ncert-solutions-for-class-10-science-chapter-12-electricity/>

Therefore, 18.33 A current will flow through the circuit when coils are connected in parallel.

14. Compare the power used in the 2 Ω resistor in each of the following circuits: (i) a 6 V battery in series with 1 Ω and 2 Ω resistors, and (ii) a 4 V battery in parallel with 12 Ω and 2 Ω resistors.

Answer

(i) Potential difference, $V = 6 \text{ V}$

1 Ω and 2 Ω resistors are connected in series. Therefore, equivalent resistance of the circuit, $R = 1 + 2 = 3 \Omega$

According to Ohm's law,

$$V = IR$$

Where,

I is the current through the circuit

$$I = 6/3 = 2 \text{ A}$$

This current will flow through each component of the circuit because there is no division of current in series circuits. Hence, current flowing through the 2 Ω resistor is 2 A. Power is given by the expression,

$$P = (I)^2 R = (2)^2 \times 2 = 8 \text{ W}$$

(ii) Potential difference, $V = 4 \text{ V}$

12 Ω and 2 Ω resistors are connected in parallel. The voltage across each component of a parallel circuit remains the same. Hence, the voltage across 2 Ω resistor will be 4 V.

Power consumed by 2 Ω resistor is given by

<https://www.indcareer.com/schools/ncert-solutions-for-class-10-science-chapter-12-electricity/>

$$P = V^2/R = 4^2/2 = 8 \text{ W}$$

Therefore, the power used by 2Ω resistor is 8 W.

15. Two lamps, one rated 100 W at 220 V, and the other 60 W at 220 V, are connected in parallel to electric mains supply. What current is drawn from the line if the supply voltage is 220 V?

Answer

Both the bulbs are connected in parallel. Therefore, potential difference across each of them will be 220 V, because no division of voltage occurs in a parallel circuit.

Current drawn by the bulb of rating 100 W is given by, Power = Voltage x Current

$$\text{Current} = \text{Power}/\text{Voltage} = 60/220 \text{ A}$$

$$\text{Hence, current drawn from the line} = 100/220 + 60/220 = 0.727 \text{ A}$$

16. Which uses more energy, a 250 W TV set in 1 hr, or a 1200 W toaster in 10 minutes?

Answer

Energy consumed by an electrical appliance is given by the expression, $H = Pt$

Where,

Power of the appliance = P

Time = t

Energy consumed by a TV set of power 250 W in 1 h = $250 \times 3600 = 9 \times 10^5$ J

<https://www.indcareer.com/schools/ncert-solutions-for-class-10-science-chapter-12-electricity/>

Energy consumed by a toaster of power 1200 W in 10 minutes = 1200
×600

Energy consumed by a toaster of power 1200 W in 10 minutes = 1200
×600

$$= 7.2 \times 10^5 \text{ J}$$

Therefore, the energy consumed by a 250 W TV set in 1 h is more than the energy consumed by a toaster of power 1200 W in 10 minutes.

17. An electric heater of resistance 8 Ω draws 15 A from the service mains 2 hours. Calculate the rate at which heat is developed in the heater.

Answer

Rate of heat produced by a device is given by the expression for power as,
 $P = I^2 R$

Where,

Resistance of the electric heater, $R = 8 \Omega$

Current drawn, $I = 15 \text{ A}$

$$P = (15)^2 \times 8 = 1800 \text{ J/s}$$

Therefore, heat is produced by the heater at the rate of 1800 J/s.

18. Explain the following.

(a) Why is the tungsten used almost exclusively for filament of electric lamps?

(b) Why are the conductors of electric heating devices, such as bread-toasters and electric irons, made of an alloy rather than a pure metal?

<https://www.indcareer.com/schools/ncert-solutions-for-class-10-science-chapter-12-electricity/>

(c) Why is the series arrangement not used for domestic circuits?

(d) How does the resistance of a wire vary with its area of cross-section?

(e) Why are copper and aluminium wires usually employed for electricity transmission?

Answer

(a) The melting point and of Tungsten is an alloy which has very high melting point and very high resistivity so does not burn easily at a high temperature.

(b) The conductors of electric heating devices such as bread toasters and electric irons are made of alloy because resistivity of an alloy is more than that of metals which produces large amount of heat.

(c) In series circuits voltage is divided. Each component of a series circuit receives a small voltage so the amount of current decreases and the device becomes hot and does not work properly. Hence, series arrangement is not used in domestic circuits.

(d) Resistance (R) of a wire is inversely proportional to its area of cross-section (A), i.e. when area of cross section increases the resistance decreases or vice versa.

(e) Copper and aluminium are good conductors of electricity also they have low resistivity. So they are usually used for electricity transmission.

NCERT 10th Science Chapter 12, class 10 Science Chapter 12 solutions



<https://www.indcareer.com/schools/ncert-solutions-for-class-10-science-chapter-12-electricity/>

Chapterwise NCERT Solutions for Class 10 Science :

- Chapter 1 Chemical Reactions and Equations
- Chapter 2 Acids, Bases and Salts
- Chapter 3 Metals and Non-metals
- Chapter 4 Carbon and Its Compounds
- Chapter 5 Periodic Classification of Elements
- Chapter 6 Life Processes
- Chapter 7 Control and Coordination
- Chapter 8 How do Organisms Reproduce?
- Chapter 9 Heredity and Evolution
- Chapter 10 Light Reflection and Refraction
- Chapter 11 Human Eye and Colourful World
- Chapter 12 Electricity
- Chapter 13 Magnetic Effects of Electric Current
- Chapter 14 Sources of Energy
- Chapter 15 Our Environment
- Chapter 16 Management of Natural Resources

<https://www.indcareer.com/schools/ncert-solutions-for-class-10-science-chapter-12-electricity/>

About NCERT

The National Council of Educational Research and Training is an autonomous organization of the Government of India which was established in 1961 as a literary, scientific, and charitable Society under the Societies Registration Act. The major objectives of NCERT and its constituent units are to: undertake, promote and coordinate research in areas related to school education; prepare and publish model textbooks, supplementary material, newsletters, journals and develop educational kits, multimedia digital materials, etc. Organise pre-service and in-service training of teachers; develop and disseminate innovative educational techniques and practices; collaborate and network with state educational departments, universities, NGOs and other educational institutions; act as a clearing house for ideas and information in matters related to school education; and act as a nodal agency for achieving the goals of Universalisation of Elementary Education. In addition to research, development, training, extension, publication and dissemination activities, NCERT is an implementation agency for bilateral cultural exchange programmes with other countries in the field of school education. Its headquarters are located at Sri Aurobindo Marg in New Delhi. [Visit the Official NCERT website](#) to learn more.

<https://www.indcareer.com/schools/ncert-solutions-for-class-10-science-chapter-12-electricity/>