

Time : 2 Hours

COMPUTER SOFTWARE APPLICATIONS (CWSN)

Subject Code

V	3	1	9
---	---	---	---

Total No. of Questions : 3

(Printed Pages : 5)


Maximum Marks : 50

Instructions:

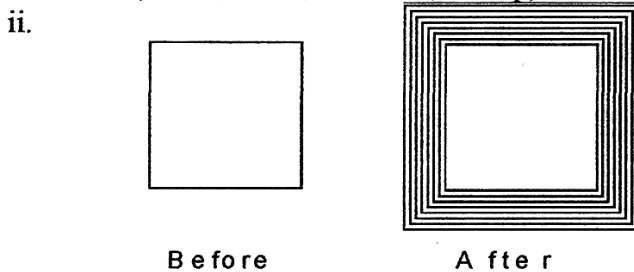
1. Answer every main question on a fresh page.
2. Write question number and sub-question number for every answer clearly.
3. Give illustrations wherever necessary.

Q.1. Answer the following questions with reference to CorelDraw

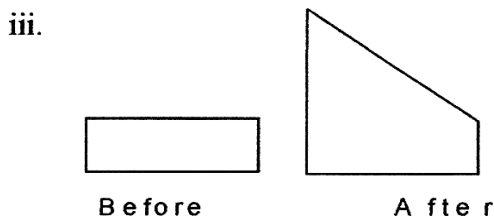
A) Identify the effects from the following objects by selecting one most appropriate option from the brackets [8]



(Weld, Trim, Intersect, Group)

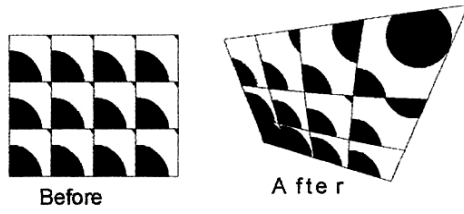


(Contour outside, Contour inside, Contour to center, Drop Shadow)



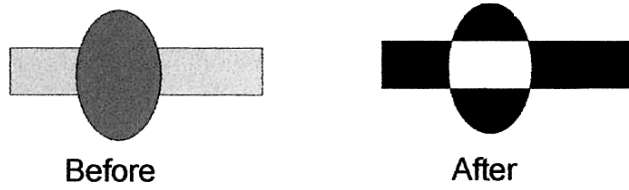
(Envelope straight line, Envelope single arc, Envelope double arc, Envelope unconstrained)

iv.



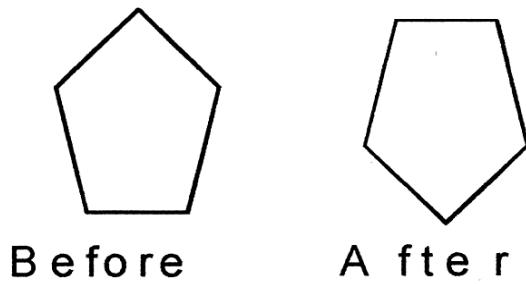
(Extrude, Skew, Perspective, Lens)

v.




(Fish Eye Lens, Invert Lens, Magnify Lens, Brighten Lens)

vi.




(Skew, Vertical mirror, Horizontal mirror, Scale)

vii.



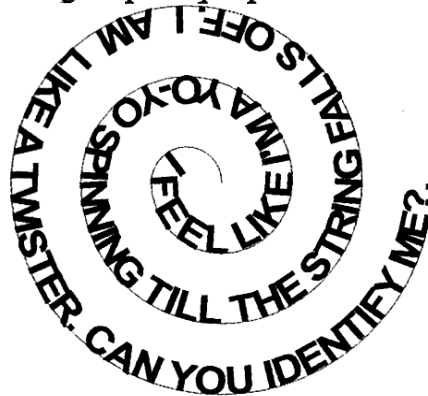
(Crop, Trim, Distort, Knife)

viii.



B) Rearrange the following steps in proper order to obtain the given picture. [8]

i.



- a. Type the text and set an appropriate font and size for the text.
- b. Select text tool and click on the center of the spiral curve.
- c. Draw a spiral on the page.
- d. Select spiral tool and select spiral with 3 revolutions on the property bar.

ii.

Corel Draw PotoShop
Flash Computer
Software Application
Corel Draw PotoShop
Flash Computer
Software Application Corel Draw
PotoShop Flash Computer Software
Application Corel Draw PotoShop
Flash Computer Software Application
Corel Draw PotoShop Flash
Computer Software Application

- a. Use text >> format text >> effects.
- b. Select text tool. Using text tool type 10 lines.
- c. Select drop cap and dropped line 5 lines and apply
- d. Select first character.

iii.

Corel Draw

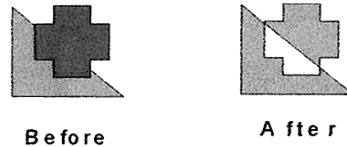
Before

Corel D

After

- a. Select text using the pick tool.
- b. Select text tool and type text, apply the size and fonts. Use ellipse tool and draw ellipse.
- c. Click the solid arrow on the ellipse.
- d. Apply effect >> power clip >> place inside container.

iv.



- a. Using property bar, select triangle shape and draw and select plus shape and draw.
- b. Apply arrange >> combine.
- c. Select Basic shape.
- d. Select both object.

C) Answer the following questions in two sentences each [8]

- i. What is nudging and micro-nudge ?
- ii. What happens when you break apart an object?
- iii. What is extrude effect? Illustrate.
- iv. Explain Skewing and Rotating.

Q.2. Answer the following questions with reference to Photoshop.

A) Fill in the blanks with alternative given in the brackets. [5]

- i. The areas that includes the color swatches, layers and toolbox is called _____.
(Panel, Marquee, Hand, Zoom)
- ii. The tiny squares of color, which are typically unseen by the naked eye are called _____.
(Dots, Picas, Ceroses, Pixels)
- iii. To select a new color in the foreground or background squares, use the _____ tool.
(Eyedropper, Clone Stamp, Pen , Pencil)
- iv. To give perspective to text against a background, select a _____.
(Filters, Images Adjustments, History, Blending Effect)
- v. To undo the last change made to your graphic design, use the _____ keys.
(Ctrl + Z, Ctrl + X, Ctrl + Y, Ctrl + U)

B) Draw the following tools: [5]

- i. Patch Tool
- ii. Sharpen
- iii. Brush
- iv. Crop
- v. Pen

C) Answer the following: [6]

- i. What are the differences between painting and drawing?

- ii. Explain the use of **Red Eye Tool** and **The Dodge tool**
- iii. Explain **Styles Panel** and **History Panel**.

Q.3. Answer the following questions with reference to Flash

A) State whether the following statements are True or False. [6]

- i. Motion tween is created to control the movement of object in a classic tween animation.
- ii. A keyframe is represented on the timeline with a triangle.
- iii. Masking is a way of selectively hiding and displaying content on a layer.
- iv. Airbrush mode has a harder edge than Brush mode.
- v. The stage is the white, rectangular area of the objects to be included a movie are placed.
- vi. At least two layers are required in a flash movie.

B) Answer the following:

[4]

- i. What's a hidden tool, and how can you access it?
- ii. What are property keyframes, and why are they important?