
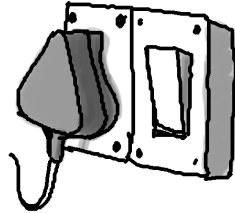
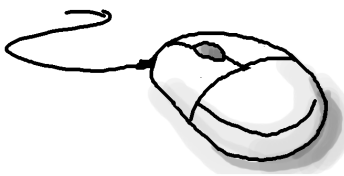





Worksheet (Ref No: 1.4, 1.5)


1. Join the wires to the correct place



**join the
wires**

2. Fill in the blanks from the choices

speakers, CPU, keyboard, mouse, monitor


1. The _____ controls the computer.
2. The _____ shows what is being done on the computer.
3. A computer plays music through _____.
4. We can move the pointer on the screen () using the _____.
5. We can enter letters and numbers into the computer using the _____.

3. Which parts of the computer are similar to you?

Computer parts



CPU



Monitor




Speakers

Human parts



Voice



Brain



Face

4. Match the parts of the computer:

How A Computer Works: Match the Parts of the Computer
Draw a line connecting the picture with the appropriate title



Monitor
CPU (Central Processing Unit)
3½" Floppy Disk
CD-ROM
Printer
Keyboard
Mouse
Scanner
Headphones
Speaker

5. Name the parts of the Computer

