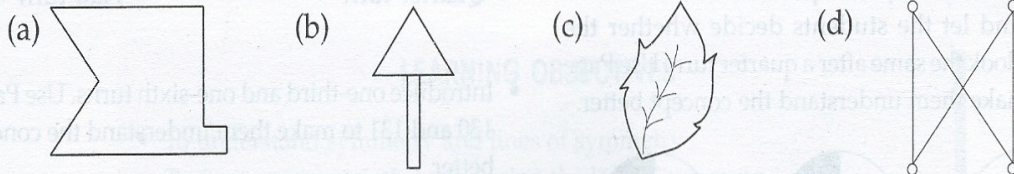



CLASS-V MATH WORKSHEET
SUBMISSION DATE –

1. Which of these shapes are symmetrical? Draw the lines of symmetry.



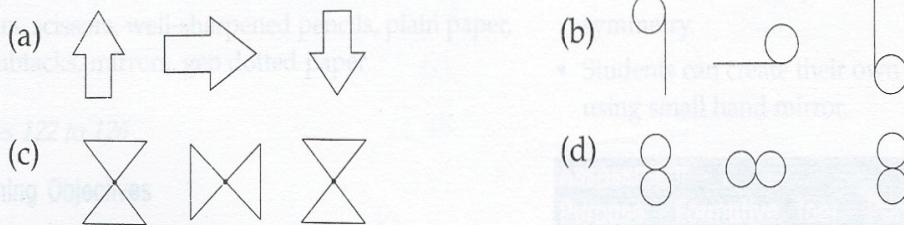
2. Draw the reflection of the given shapes on the dark line.



3. Draw how these letters will look after these turns.

Letter	$\frac{1}{4}$ turn	$\frac{1}{2}$ turn
A		
H		
F		
C		
S		

4. Study the patterns and draw the next figure.



5. Which of the following will look the same after a $\frac{1}{2}$ turn? (Tick the ones that will)

