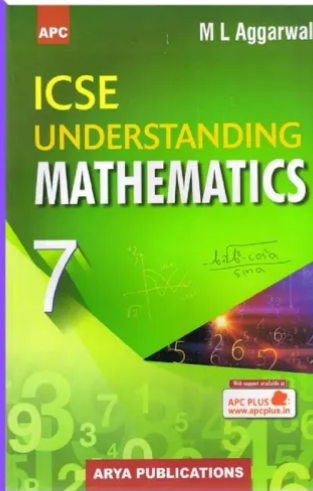


ML Aggarwal Solutions for Class 7 Maths

Chapter 14- Symmetry



ML Agrawal Solutions

CLASS 7 MATHS

Chapter 14: Symmetry

www.indcareer.com/schools

For any clarifications or questions you can write to info@indcareer.com

Postal Address

IndCareer.com, 52, Shilpa Nagar, Somalwada Nagpur - 440015
Maharashtra, India

WhatsApp: +91 9561 204 888, **Website:** <https://www.indcareer.com> Class 8: Biology Chapter 6 solutions. Complete Class 8 Biology Chapter 6 Notes.

<https://www.indcareer.com/schools/ml-aggarwal-solutions-for-class-7-maths-chapter-14-symmetry/>

ML Aggarwal Solutions for Class 7 Maths

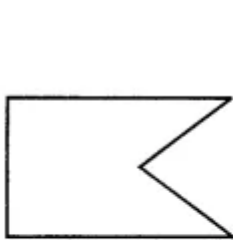
Chapter 14- Symmetry

Class 7: Maths Chapter 14 solutions. Complete Class 7 Maths Chapter 14 Notes.

ML Aggarwal Solutions for Class 7 Maths Chapter 14- Symmetry

ML Aggarwal 7th Maths Chapter 14, Class 7 Maths Chapter 14 solutions

1. Draw all lines of symmetry, if any, in each of the following figures:



(i)



(ii)



(iii)




(iv)



(v)



(vi)



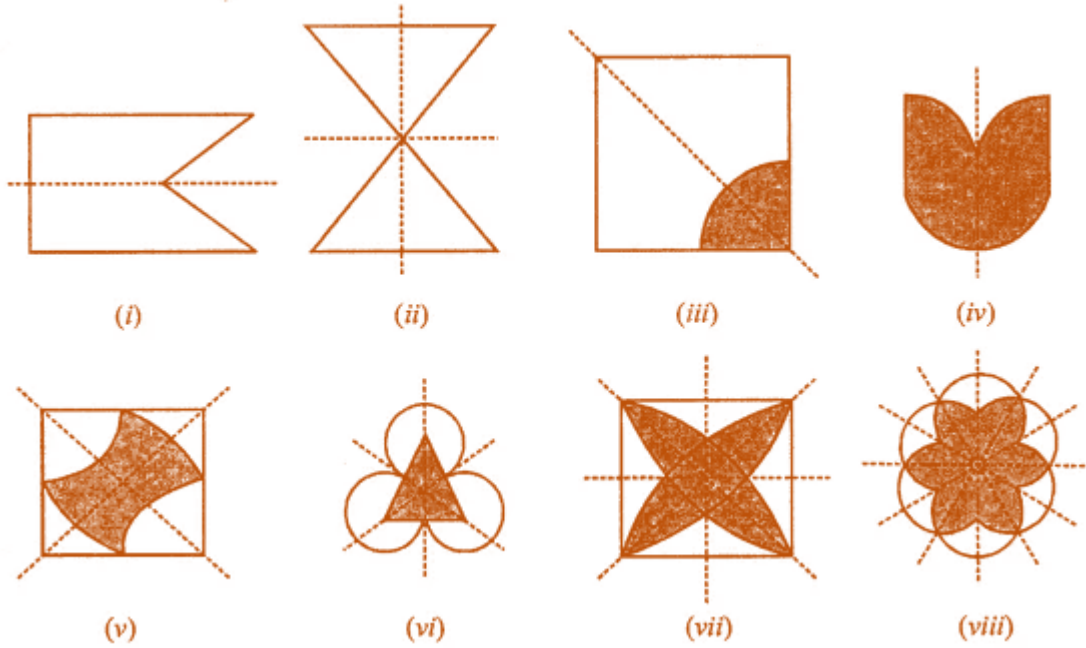
(vii)



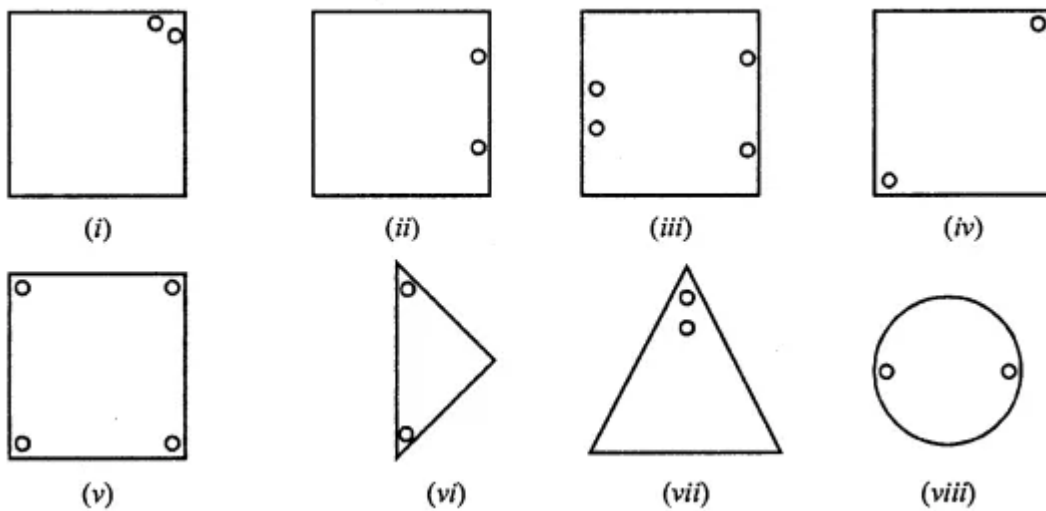
(viii)

Solution:-

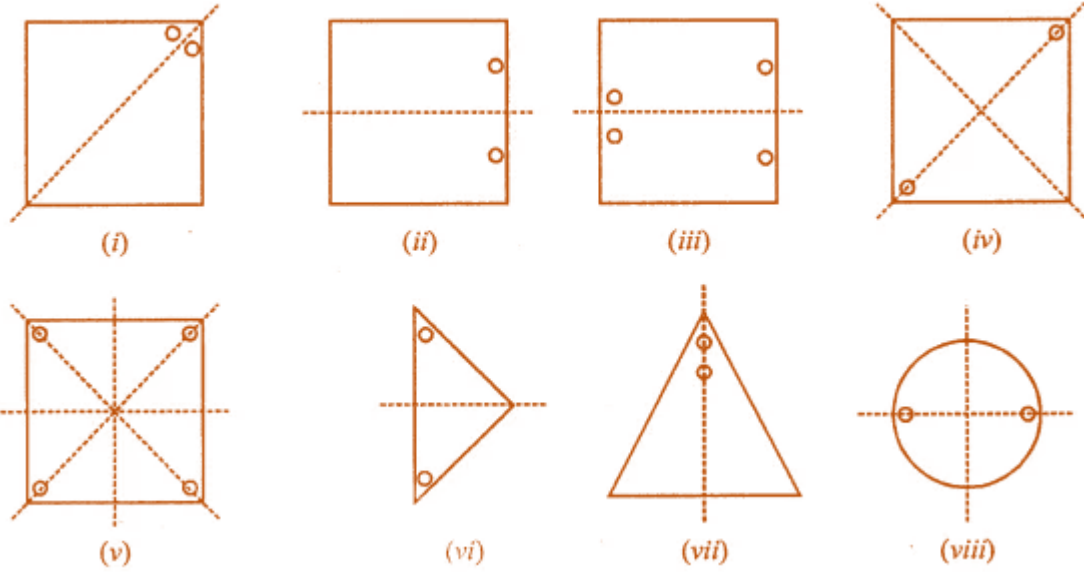
<https://www.indcareer.com/schools/ml-aggarwal-solutions-for-class-7-maths-chapter-14-symmetry/>



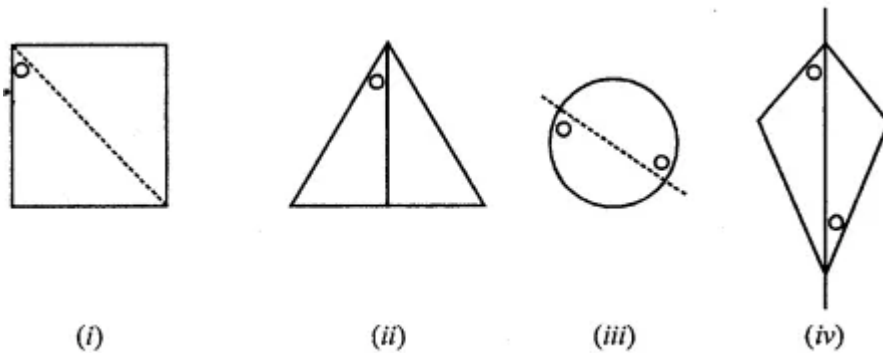
2. Copy the figures with a punched hole(s) and draw all the axes of symmetry in each of the following:



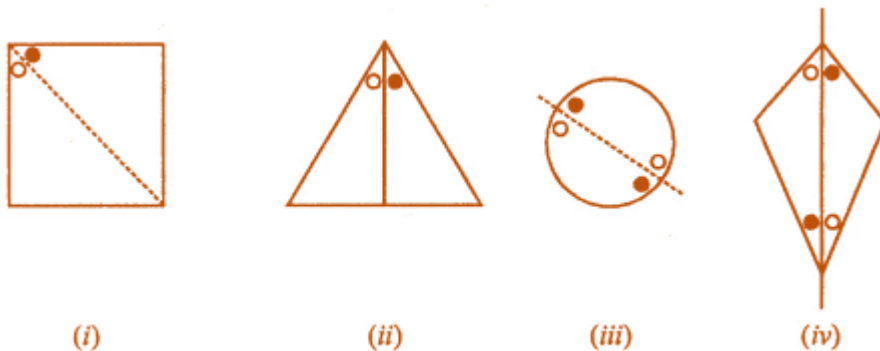
Solution:-



3. In the following figure, mark the missing hole(s) in order to make them symmetrical about the dotted line:

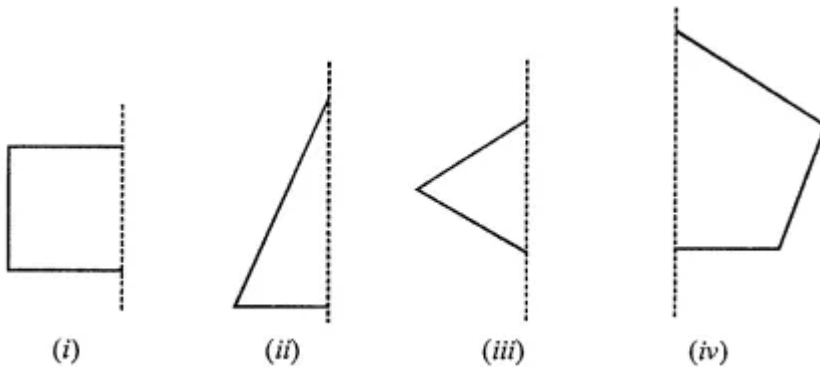


Solution:-



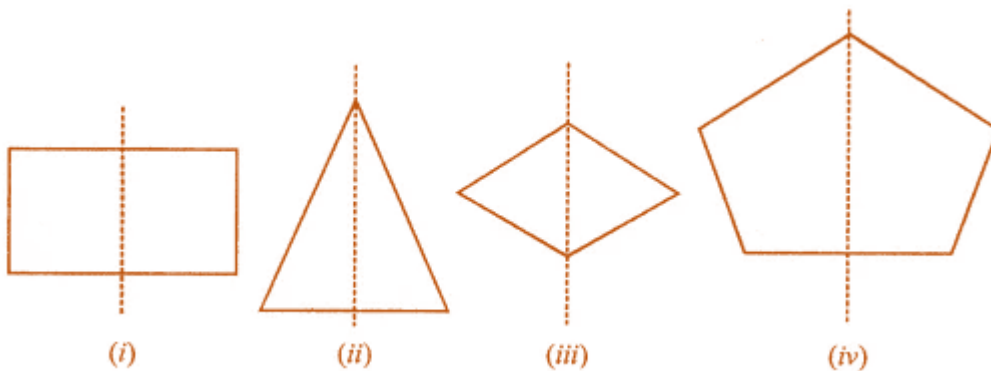
<https://www.indcareer.com/schools/ml-aggarwal-solutions-for-class-7-maths-chapter-14-symmetry/>

4. In the following figures, the mirror line (line of symmetry) is given as dotted line. Complete each figure by performing reflection in the mirror (dotted) line and name the figure you complete:



Solution:-

The mirror line (line of symmetry) is given as dotted line. The Completed figure are shown below.



(i) Rectangle

(ii) Triangle


(iii) Rhombus

(iv) Pentagon

5. Copy the adjoining figure.

Take any one diagonal as a line of symmetry and shade a few more squares to make the figure symmetric about a diagonal. Is there more than one way to do that? Will the figure be symmetric about both the diagonals?

<https://www.indcareer.com/schools/ml-aggarwal-solutions-for-class-7-maths-chapter-14-symmetry/>



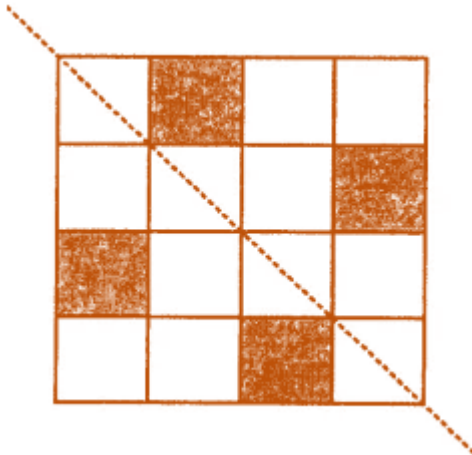
Solution:-

As per the condition given in the question,

We get the same figure, by taking any one diagonal as a line of symmetry.

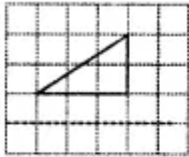
Then, we get the same figure if we shade according to the other diagonal as a line of symmetry.

So, by taking the line joining the midpoint of the opposite sides, the figure is symmetrical about both diagonals.

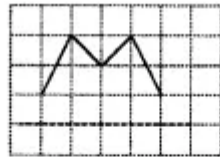


6. Draw the reflection of the following figures/letter in the given mirror line shown dotted:

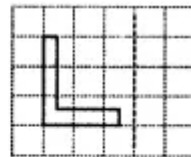
<https://www.indcareer.com/schools/ml-aggarwal-solutions-for-class-7-maths-chapter-14-symmetry/>



(i)



(ii)



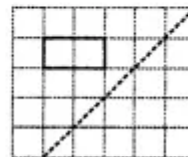
(iii)



(iv)

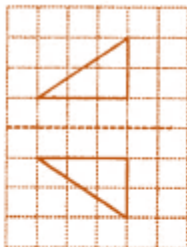


(v)

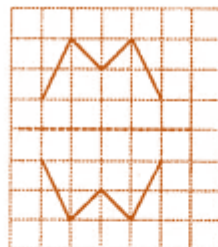


(vi)

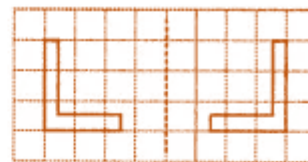
Solution:-



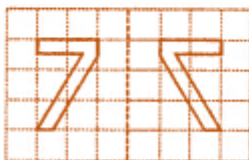
(i)



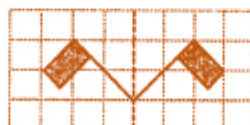
(ii)



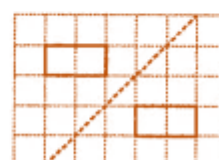
(iii)



(iv)



(v)



(vi)

7. What other names can you give to the line of symmetry of

(i) an isosceles triangle

(ii) rhombus

(iii) circle

Solution:-

(i) In an isosceles triangle other name is given to the line of symmetry is the angle bisector or median of the triangle.

(ii) In rhombus other name is given to the line of symmetry is the diagonal of the rhombus.

<https://www.indcareer.com/schools/ml-aggarwal-solutions-for-class-7-maths-chapter-14-symmetry/>

(iii) In circle other name is given to the line of symmetry is the diameter.



ML Aggarwal Solutions Class 7

Maths

- Chapter 1- Integers
- Chapter 2- Fractions and Decimals
- Chapter 3- Rational Numbers
- Chapter 4- Exponents and Powers
- Chapter 5- Sets
- Chapter 6- Ratio and Proportion
- Chapter 7- Percentage and Its Applications
- Chapter 8- Algebraic Expressions
- Chapter 9- Linear Equations and Inequalities
- Chapter 10- Lines and Angles
- Chapter 11- Triangles and its Properties
- Chapter 12- Congruence of Triangles
- Chapter 13- Practical Geometry
- Chapter 14- Symmetry
- Chapter 15- Visualising Solid Shapes
- Chapter 16- Perimeter and Area
- Chapter 17- Data Handling

<https://www.indcareer.com/schools/ml-aggarwal-solutions-for-class-7-maths-chapter-14-symmetry/>

About ML Aggarwal

M. L. Aggarwal, is an Indian mechanical engineer, educator. His achievements include research in solutions of industrial problems related to fatigue design. Recipient Best Paper award, Manipal Institute of Technology, 2004. Member of TSTE.

<https://www.indcareer.com/schools/ml-aggarwal-solutions-for-class-7-maths-chapter-14-symmetry/>

About IndCareer

IndCareer.com is a leading developer of online career guidance resources for the Indian marketplace. Established in 2007, IndCareer.com is currently used by over thousands of institutions across India, including schools, employment agencies, libraries, colleges and universities.

IndCareer.com is designed to assist you in making the right career decision - a decision that meets your unique interests and personality.

For any clarifications or questions you can write to **info@indcareer.com**

Postal Address

IndCareer.com
52, Shilpa Nagar,
Somalwada
Nagpur - 440015
Maharashtra, India

WhatsApp: +91 9561 204 888

Website: <https://www.indcareer.com>

<https://www.indcareer.com/schools/ml-aggarwal-solutions-for-class-7-maths-chapter-14-symmetry/>